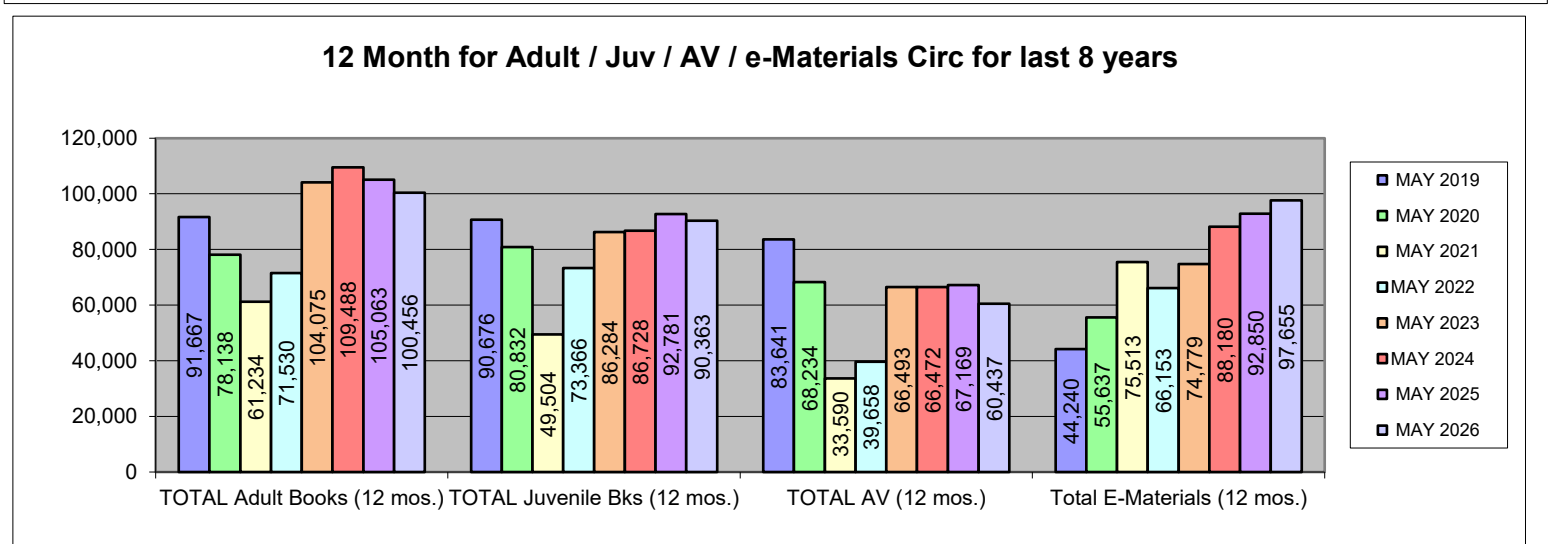
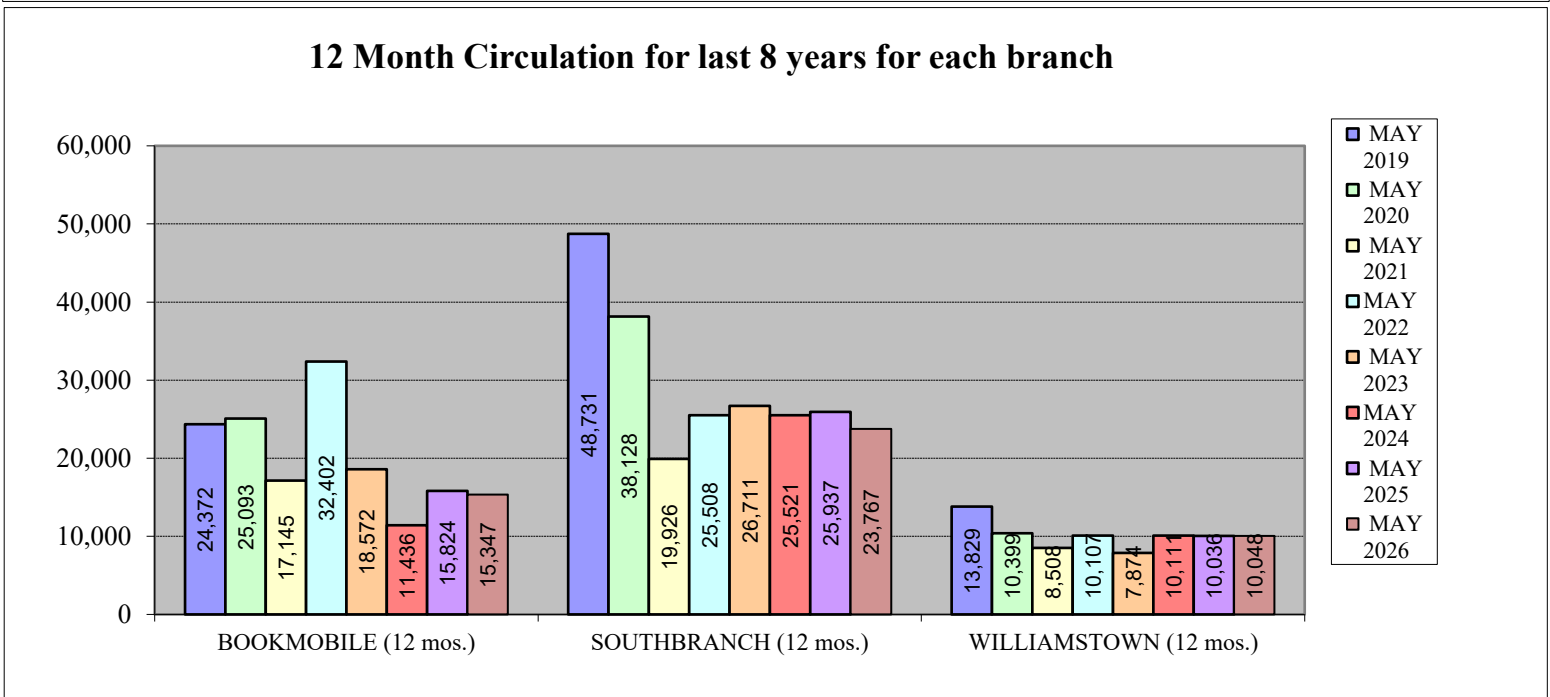
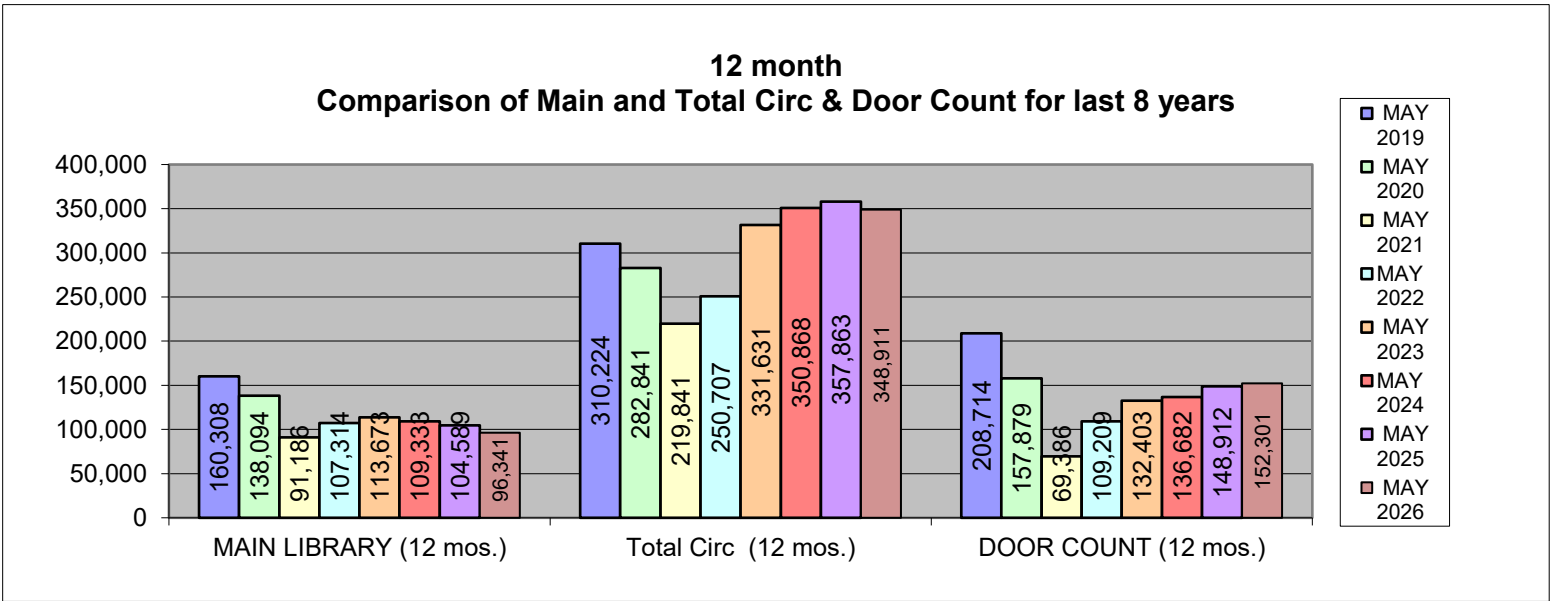


COMPARISON STATISTICS FOR LAST 8 YEARS

	MAY 2019	MAY 2020	MAY 2021	MAY 2022	MAY 2023	MAY 2024	MAY 2025	MAY 2026
Total Adult Fiction	5,348	1,001	3,815	4,384	7,230	7,132	6,532	6,071
Total Adult Non-Fiction	1,874	384	1,294	1,538	2,387	2,035	1,719	1,674
TOTAL Adult Books	7,222	1,385	5,109	5,922	9,617	9,167	8,251	7,745
Total Juv Fiction	5,063	715	2,748	3,666	4,477	4,516	4,681	4,443
Total Juv Non-Fiction	1,528	151	1,026	1,235	1,652	1,538	1,697	1,617
TOTAL Juvenile Bks	6,591	866	3,774	4,901	6,129	6,054	6,378	6,060
Videos & Dvd's	5,445	289	1,927	2,624	4,852	4,452	4,350	3,611
Audiobooks	605	79	201	225	204	168	99	59
Music	459	26	256	178	186	215	222	239
Misc. AV	155	0	110	254	328	430	853	838
TOTAL AV	6,664	394	2,494	3,281	5,570	5,265	5,524	4,747
e-Magazines			59	139	195	630	1,063	1,214
e-Books	2,451	3,684	4,101	3,500	3,132	3,446	3,350	2,964
e-Audiobooks	1,328	1,567	2,031	2,199	2,768	3,047	3,669	3,807
e-Videos		216	131	114	148	169	138	174
e-Music		59	31	32	65	60	36	27
Total E-Materials	3,779	5,526	6,353	5,984	6,308	7,352	8,256	8,186
MAIN LIBRARY	13,729	1,325	7,293	8,962	8,587	8,733	8,372	7,299
BOOKMOBILE	693	577	1,407	1,463	1,162	460	1,128	634
SOUTHBRANCH	3,555	297	1,421	2,221	1,949	1,967	2,059	1,797
WILLIAMSTOWN	1,105	198	678	561	708	790	609	620
REMOTE & OTHER LIBRARIES	1,395	251	578	897	8,910	8,536	7,985	8,202
TOTAL CIRC	24,256	8,171	17,730	20,088	27,624	27,838	28,409	26,738
SERVICES								
DOOR COUNT	17,260	0	5,659	9,451	11,007	12,512	12,191	10,670

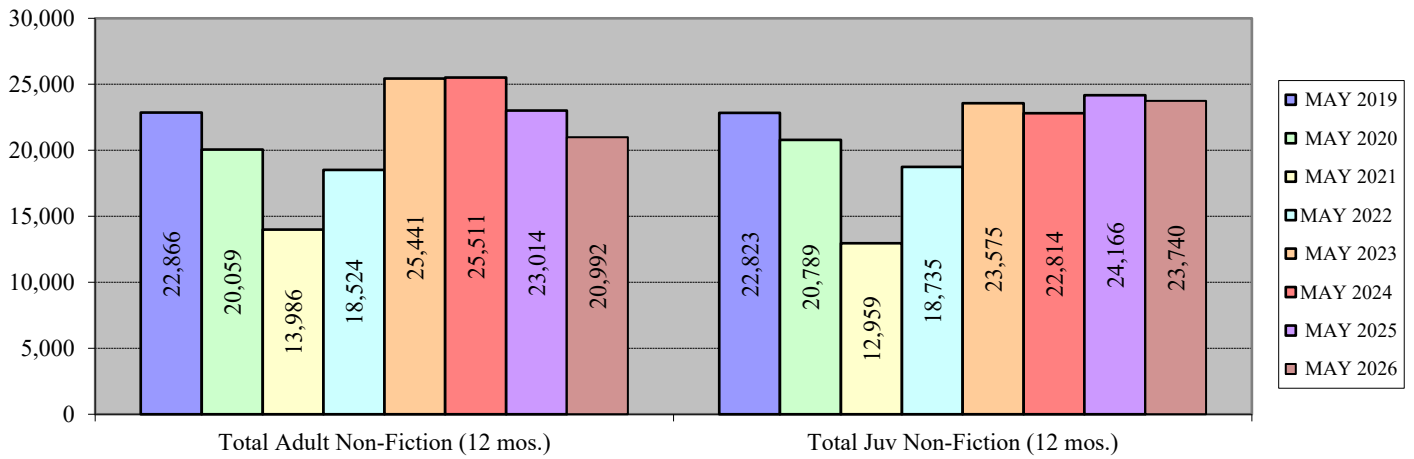
Last 12 months	MAY 2019	MAY 2020	MAY 2021	MAY 2022	MAY 2023	MAY 2024	MAY 2025	MAY 2026
Total Adult Fiction (12 mos.)	68,801	58,079	47,248	53,006	78,634	83,977	82,049	79,464
Total Adult Non-Fiction (12 mos.)	22,866	20,059	13,986	18,524	25,441	25,511	23,014	20,992
TOTAL Adult Books (12 mos.)	91,667	78,138	61,234	71,530	104,075	109,488	105,063	100,456
Total Juv Fiction (12 mos.)	67,853	60,043	36,545	54,631	62,709	63,914	68,615	66,623
Total Juv Non-Fiction (12 mos.)	22,823	20,789	12,959	18,735	23,575	22,814	24,166	23,740
TOTAL Juvenile Bks (12 mos.)	90,676	80,832	49,504	73,366	86,284	86,728	92,781	90,363
Videos & Dvd's (12 mos.)	69,272	55,557	26,211	32,067	57,246	56,727	54,500	46,906
Audiobooks (12 mos.)	7,579	6,014	3,115	2,888	2,655	1,955	1,319	931
Music (12 mos.)	5,571	4,571	2,816	2,665	3,058	2,901	2,852	2,687
Misc. AV (12 mos.)	1,219	2,092	1,448	2,038	3,534	4,582	8,498	9,913
TOTAL AV (12 mos.)	83,641	68,234	33,590	39,658	66,493	66,472	67,169	60,437
e-Magazines	0	0	154	1,786	2,719	7,276	10,078	14,032
e-Books	30,260	36,630	48,994	39,145	40,418	42,363	39,929	37,935
e-Audiobooks	13,980	17,128	24,370	23,597	29,496	36,038	40,352	42,863
e-Videos	0	1,373	1,597	1,161	1,574	1,711	1,908	1,609
e-Music	0	506	398	464	572	792	583	382
Total E-Materials (12 mos.)	44,240	55,637	75,513	66,153	74,779	88,180	92,850	97,655
MAIN LIBRARY (12 mos.)	160,308	138,094	91,186	107,314	113,673	109,333	104,589	96,341
BOOKMOBILE (12 mos.)	24,372	25,093	17,145	32,402	18,572	11,436	15,824	15,347
SOUTHBRANCH (12 mos.)	48,731	38,128	19,926	25,508	26,711	25,521	25,937	23,767
WILLIAMSTOWN (12 mos.)	13,829	10,399	8,508	10,107	7,874	10,111	10,036	10,048
REMOTE & OTHER LIBRARIES (12 mos.)	18,744	15,490	7,563	9,223	90,022	106,287	108,627	105,753
Total Circ (12 mos.)	310,224	282,841	219,841	250,707	331,631	350,868	357,863	348,911
SERVICES								
DOOR COUNT (12 mos.)	208,714	157,879	69,386	109,209	132,403	136,682	148,912	152,301

COMPARISON STATISTICS FOR LAST 8 YEARS

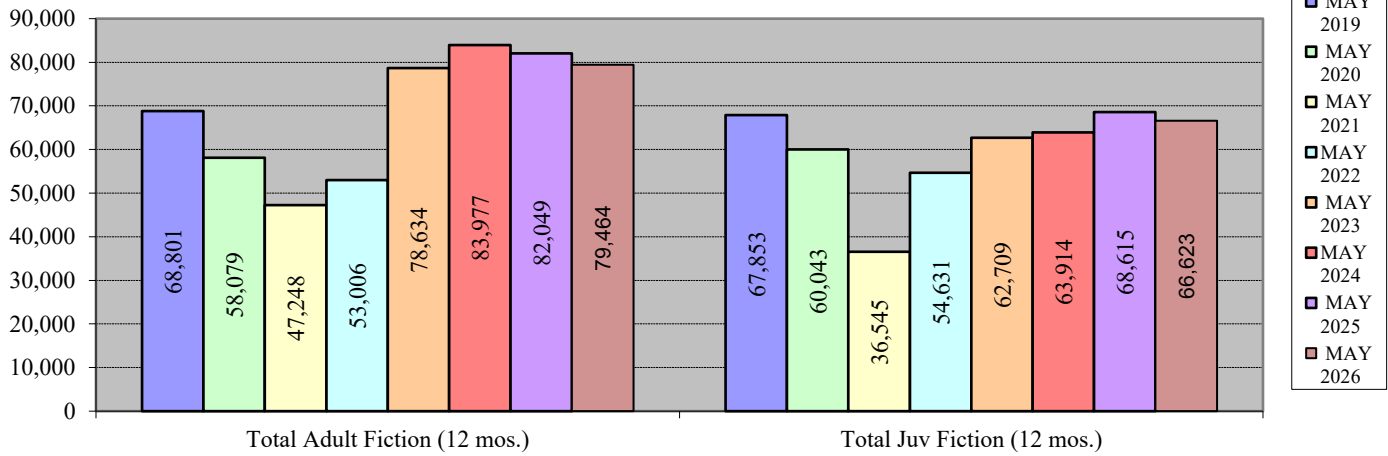


COMPARISON STATISTICS FOR LAST 8 YEARS

12 Months for Adult and Juvenile NF Books over last 8 years



12 Months for Adult and Juv Fiction Books over last 8 years



12 Months for Videos / e-Books / e-Audiobooks over last 8 years

