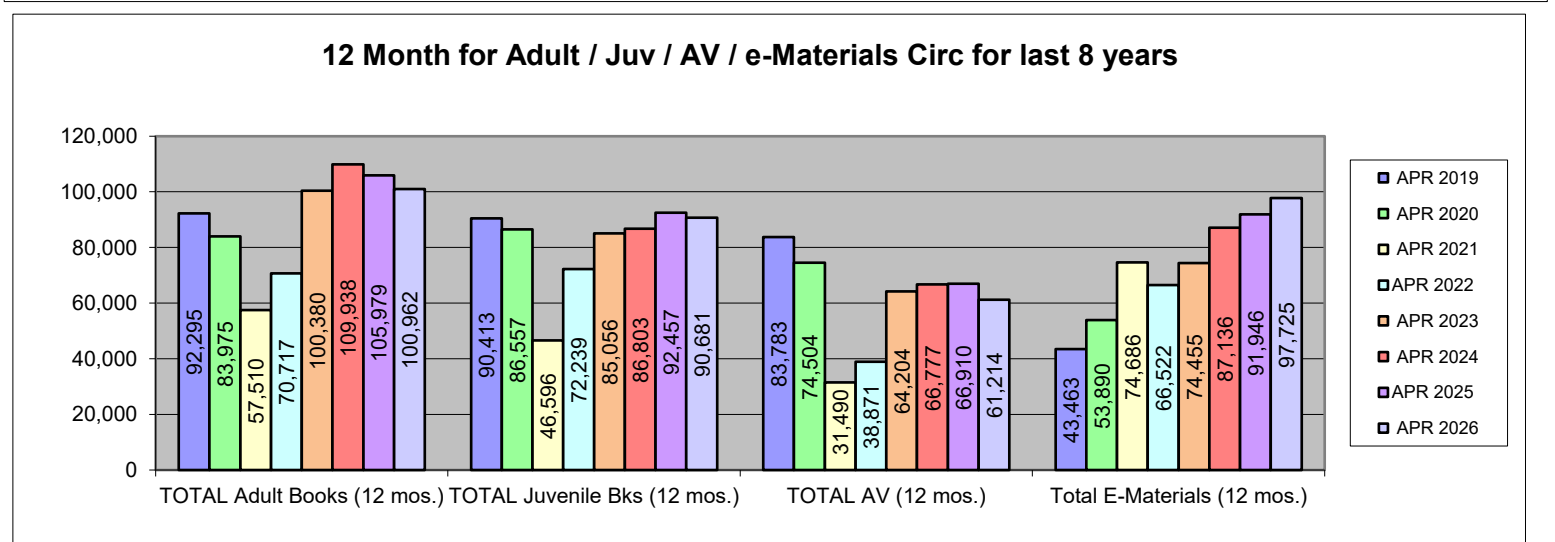
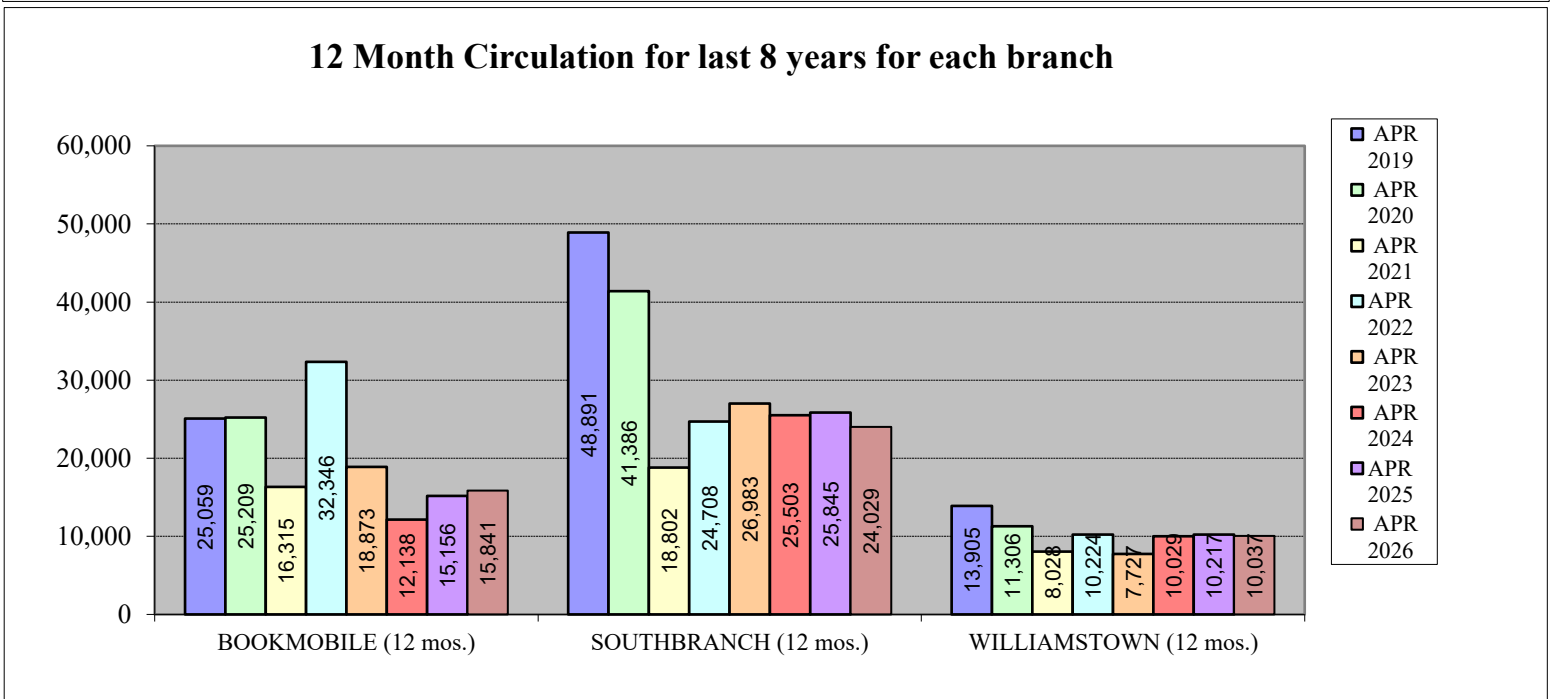
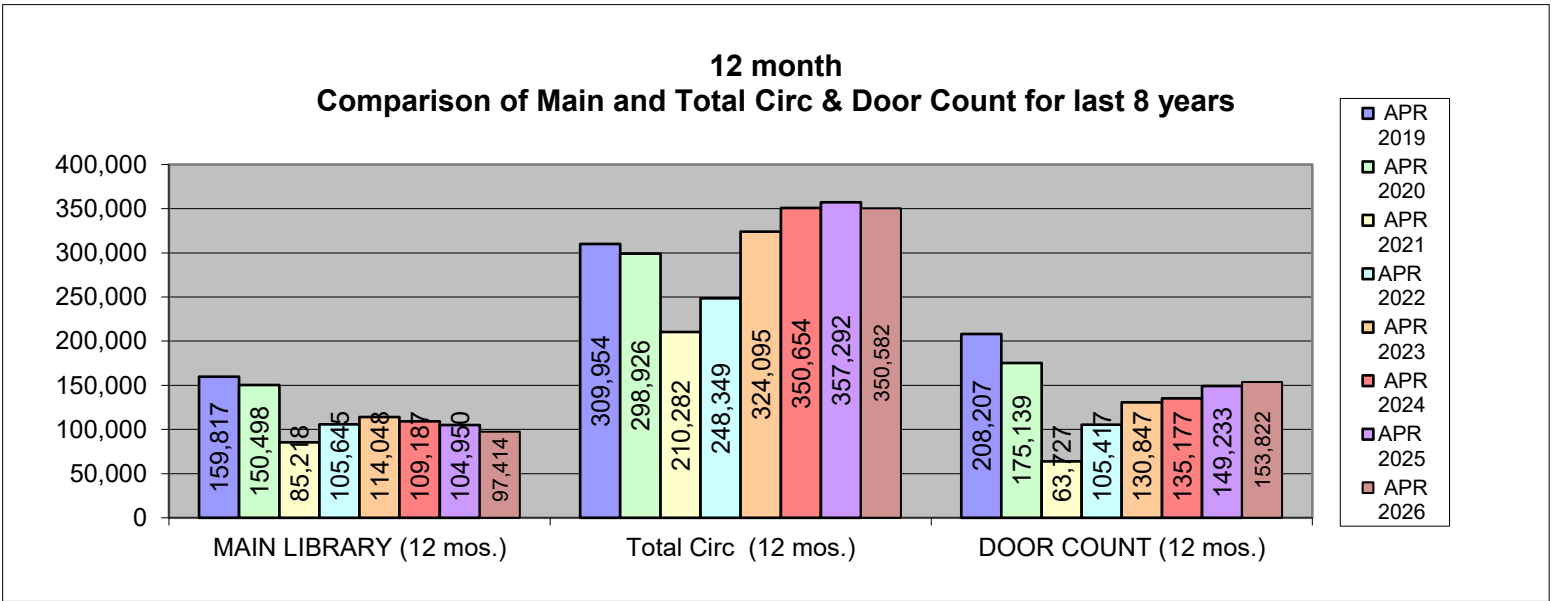


COMPARISON STATISTICS FOR LAST 8 YEARS

	APR 2019	APR 2020	APR 2021	APR 2022	APR 2023	APR 2024	APR 2025	APR 2026
Total Adult Fiction	5,325	3,145	3,807	4,196	6,628	6,989	6,554	6,280
Total Adult Non-Fiction	1,864	1,308	1,271	2,098	2,214	2,177	1,894	1,670
TOTAL Adult Books	7,189	4,453	5,078	6,294	8,842	9,166	8,448	7,950
Total Juv Fiction	6,073	3,929	3,284	4,418	4,729	5,295	5,374	5,373
Total Juv Non-Fiction	2,223	1,402	1,195	1,741	1,923	2,150	2,088	2,090
TOTAL Juvenile Bks	8,296	5,331	4,479	6,159	6,652	7,445	7,462	7,463
Videos & Dvd's	5,171	1,485	1,835	2,580	4,334	4,191	4,393	3,313
Audiobooks	630	348	260	228	209	141	83	60
Music	447	207	243	203	243	190	227	192
Misc. AV	191	73	109	53	302	454	839	898
TOTAL AV	6,439	2,113	2,447	3,064	5,088	4,976	5,542	4,463
e-Magazines			95	177	220	585	1,078	1,236
e-Books	2,500	4,133	4,427	3,433	3,315	3,454	3,171	2,858
e-Audiobooks	1,216	1,664	1,893	2,073	2,463	3,053	3,446	3,730
e-Videos		260	128	89	146	133	152	166
e-Music		48	39	45	50	62	30	33
Total E-Materials	3,716	6,105	6,582	5,817	6,194	7,287	7,877	8,023
MAIN LIBRARY	12,801	8,364	7,276	8,943	7,866	9,144	7,882	7,099
BOOKMOBILE	2,538	1,071	1,902	3,257	1,299	1,164	1,683	1,482
SOUTHBRANCH	3,651	1,622	1,603	2,015	1,691	1,927	2,112	1,629
WILLIAMSTOWN	1,030	391	647	522	540	739	634	839
REMOTE & OTHER LIBRARIES	1,904	61	558	780	9,186	8,613	9,141	8,827
TOTAL CIRC	25,640	18,002	18,586	21,334	26,776	28,874	29,329	27,899
SERVICES								
DOOR COUNT	18,360	0	5,949	10,138	10,853	12,929	13,281	12,179

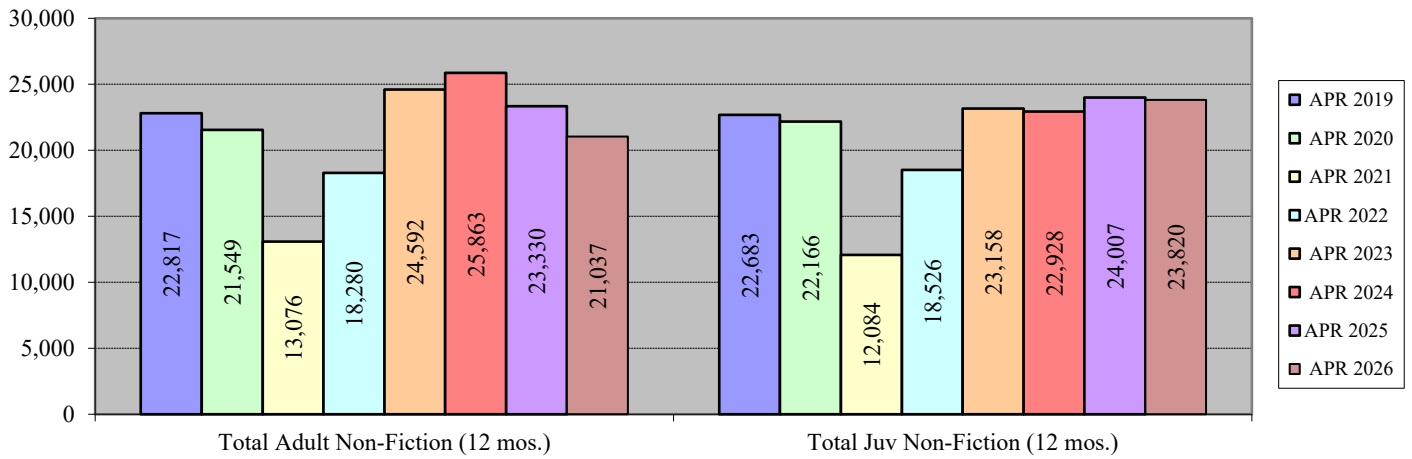
Last 12 months	APR 2019	APR 2020	APR 2021	APR 2022	APR 2023	APR 2024	APR 2025	APR 2026
Total Adult Fiction (12 mos.)	69,478	62,426	44,434	52,437	75,788	84,075	82,649	79,925
Total Adult Non-Fiction (12 mos.)	22,817	21,549	13,076	18,280	24,592	25,863	23,330	21,037
TOTAL Adult Books (12 mos.)	92,295	83,975	57,510	70,717	100,380	109,938	105,979	100,962
Total Juv Fiction (12 mos.)	67,730	64,391	34,512	53,713	61,898	63,875	68,450	66,861
Total Juv Non-Fiction (12 mos.)	22,683	22,166	12,084	18,526	23,158	22,928	24,007	23,820
TOTAL Juvenile Bks (12 mos.)	90,413	86,557	46,596	72,239	85,056	86,803	92,457	90,681
Videos & Dvd's (12 mos.)	69,511	60,713	24,573	31,370	55,018	57,127	54,602	47,645
Audiobooks (12 mos.)	7,645	6,540	2,993	2,864	2,676	1,991	1,388	971
Music (12 mos.)	5,547	5,004	2,586	2,743	3,050	2,872	2,845	2,670
Misc. AV (12 mos.)	1,080	2,247	1,338	1,894	3,460	4,480	8,075	9,928
TOTAL AV (12 mos.)	83,783	74,504	31,490	38,871	64,204	66,777	66,910	61,214
e-Magazines	0	0	95	1,706	2,663	6,841	9,645	13,881
e-Books	29,847	35,397	48,577	39,746	40,786	42,049	40,025	38,321
e-Audiobooks	13,616	16,889	23,906	23,429	28,927	35,759	39,730	42,725
e-Videos	0	1,157	1,682	1,178	1,540	1,690	1,939	1,573
e-Music	0	447	426	463	539	797	607	391
Total E-Materials (12 mos.)	43,463	53,890	74,686	66,522	74,455	87,136	91,946	97,725
MAIN LIBRARY (12 mos.)	159,817	150,498	85,218	105,645	114,048	109,187	104,950	97,414
BOOKMOBILE (12 mos.)	25,059	25,209	16,315	32,346	18,873	12,138	15,156	15,841
SOUTHBRANCH (12 mos.)	48,891	41,386	18,802	24,708	26,983	25,503	25,845	24,029
WILLIAMSTOWN (12 mos.)	13,905	11,306	8,028	10,224	7,727	10,029	10,217	10,037
REMOTE & OTHER LIBRARIES (12 mos.)	18,819	16,637	7,233	8,904	82,009	106,661	109,178	105,536
Total Circ (12 mos.)	309,954	298,926	210,282	248,349	324,095	350,654	357,292	350,582
SERVICES								
DOOR COUNT (12 mos.)	208,207	175,139	63,727	105,417	130,847	135,177	149,233	153,822

COMPARISON STATISTICS FOR LAST 8 YEARS

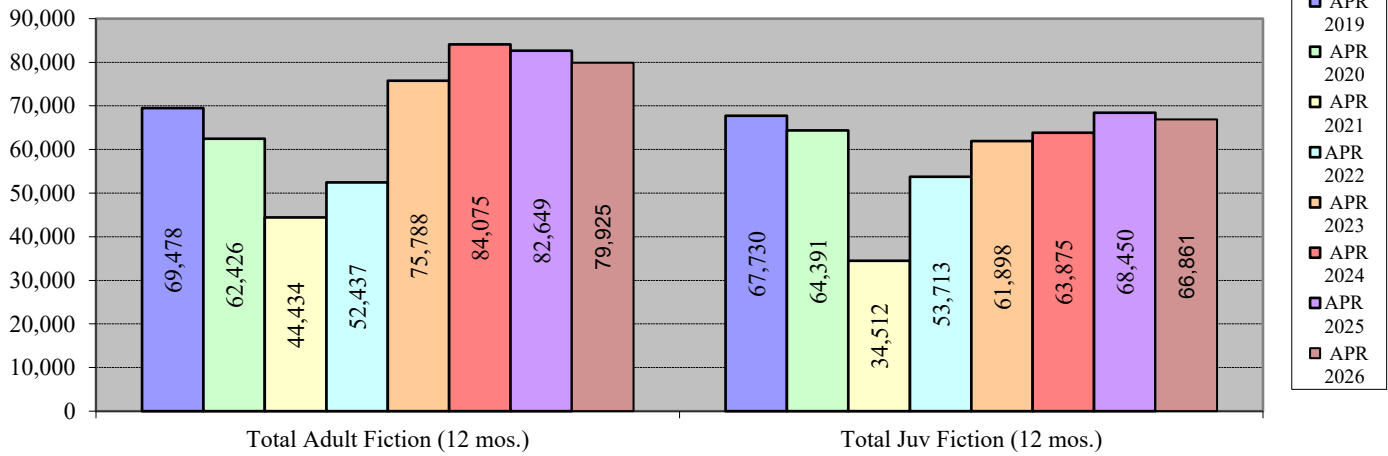


COMPARISON STATISTICS FOR LAST 8 YEARS

12 Months for Adult and Juvenile NF Books over last 8 years



12 Months for Adult and Juv Fiction Books over last 8 years



12 Months for Videos / e-Books / e-Audiobooks over last 8 years

