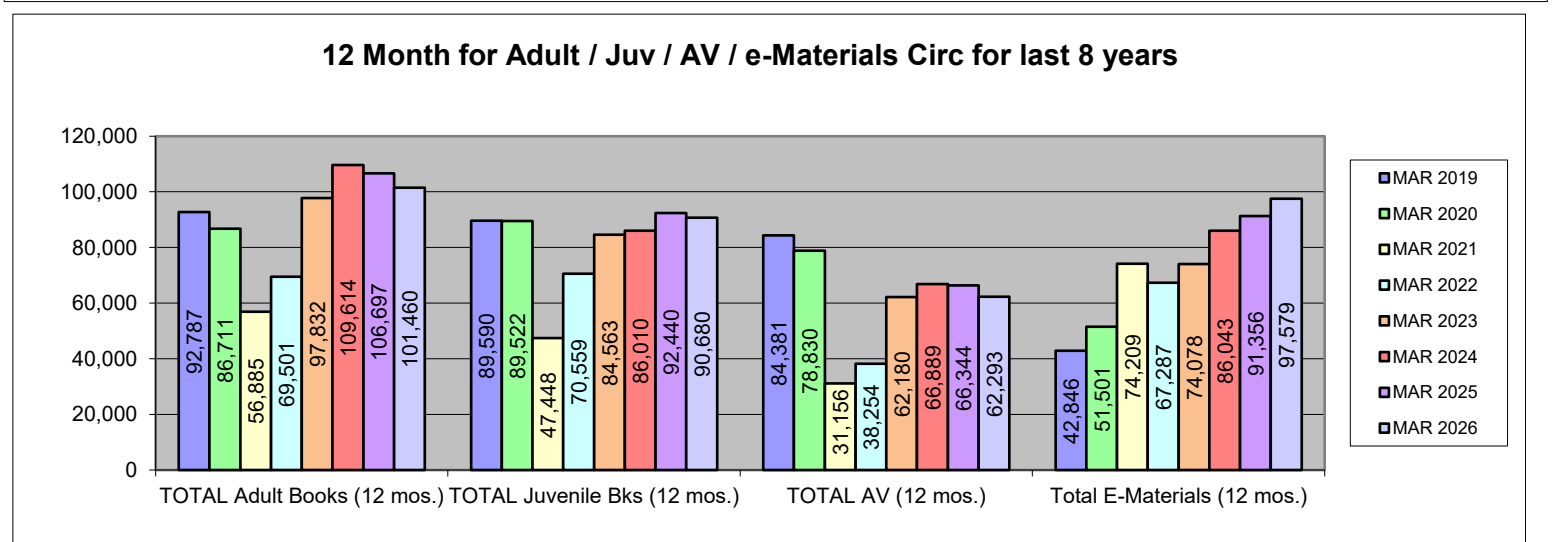
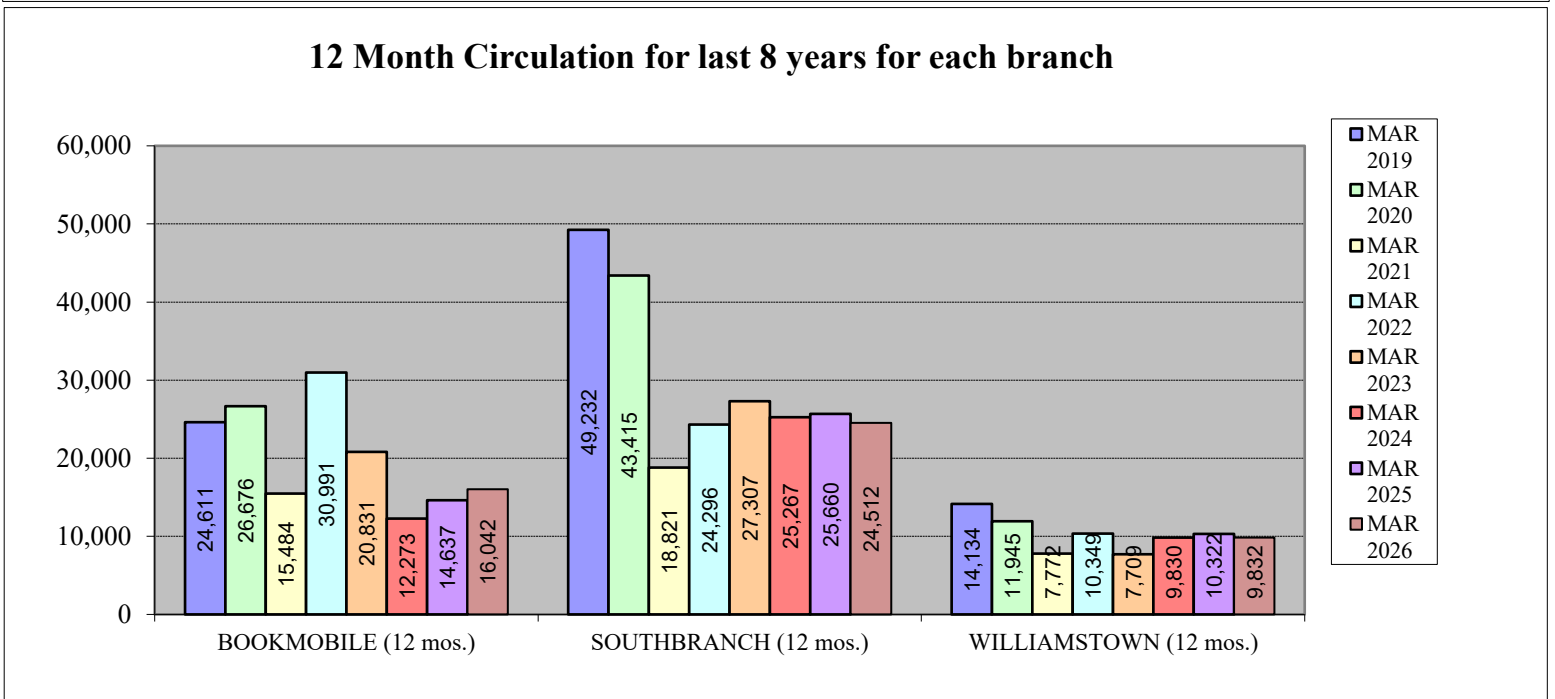
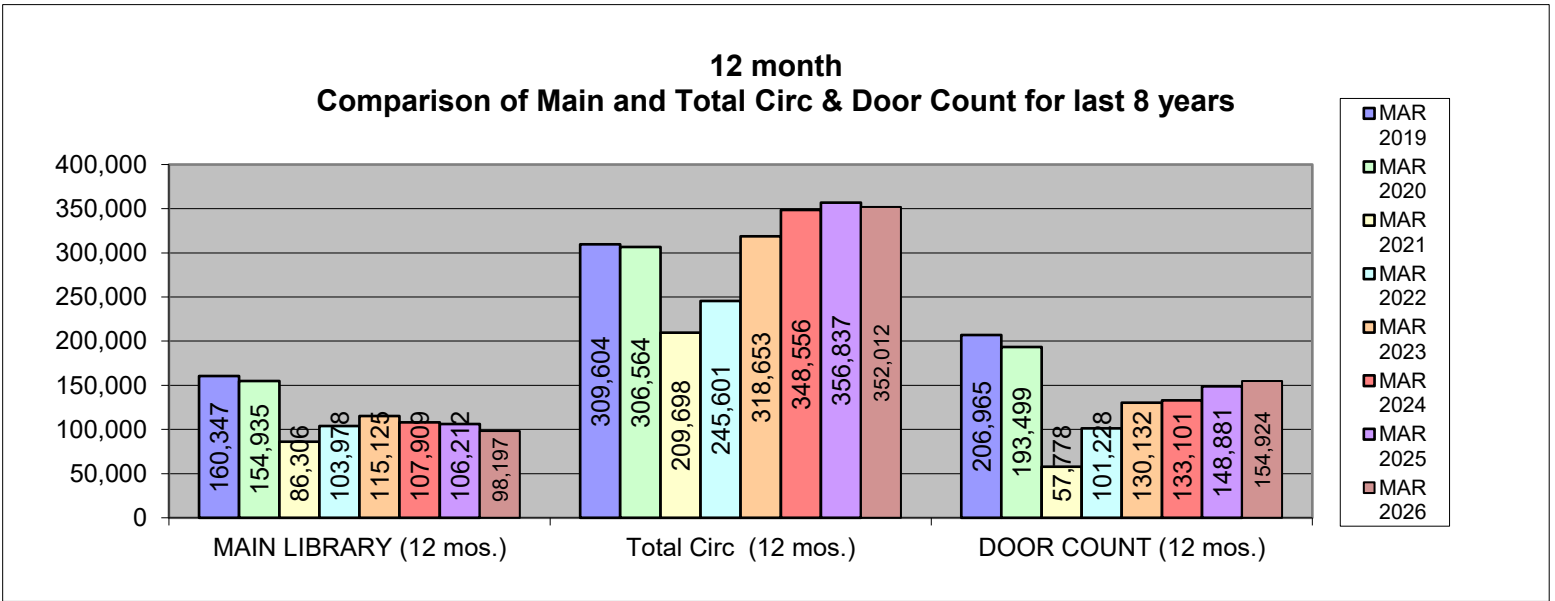


COMPARISON STATISTICS FOR LAST 8 YEARS

	MAR 2019	MAR 2020	MAR 2021	MAR 2022	MAR 2023	MAR 2024	MAR 2025	MAR 2026
Total Adult Fiction	5,587	3,095	4,123	4,529	7,299	6,662	6,513	6,467
Total Adult Non-Fiction	2,053	1,019	1,369	1,694	2,406	2,238	1,905	1,860
TOTAL Adult Books	7,640	4,114	5,492	6,223	9,705	8,900	8,418	8,327
Total Juv Fiction	6,369	4,077	3,469	5,580	6,032	5,234	6,065	5,528
Total Juv Non-Fiction	2,362	1,504	1,222	2,161	2,233	1,919	2,073	2,182
TOTAL Juvenile Bks	8,731	5,581	4,691	7,741	8,265	7,153	8,138	7,710
Videos & Dvd's	5,968	2,695	2,360	2,707	5,234	4,725	4,383	3,610
Audiobooks	649	318	266	230	239	192	100	68
Music	534	270	310	208	294	267	274	182
Misc. AV	176	138	150	245	428	379	918	781
TOTAL AV	7,327	3,421	3,086	3,390	6,195	5,563	5,675	4,641
e-Magazines				133	223	580	983	1,262
e-Books	2,664	3,398	4,548	3,567	3,611	3,506	3,672	3,224
e-Audiobooks	1,277	1,471	2,722	2,200	2,535	3,186	3,733	3,723
e-Videos		210	93	91	160	146	211	132
e-Music		47	44	44	63	90	44	23
Total E-Materials	3,941	5,126	7,407	6,035	6,592	7,508	8,643	8,364
MAIN LIBRARY	14,253	7,270	8,042	9,365	10,214	8,681	8,393	7,657
BOOKMOBILE	2,735	2,367	1,906	4,426	1,842	1,045	1,796	1,788
SOUTHBRANCH	3,907	1,796	1,955	2,162	2,016	2,037	1,902	1,712
WILLIAMSTOWN	1,187	576	691	657	666	701	644	1,043
REMOTE & OTHER LIBRARIES	1,616	1,107	675	744	9,427	9,152	9,496	8,478
TOTAL CIRC	27,639	18,242	20,676	23,389	30,757	29,124	30,874	29,042
SERVICES								
DOOR COUNT	19,042	6,805	6,704	11,576	12,467	11,795	12,719	13,183

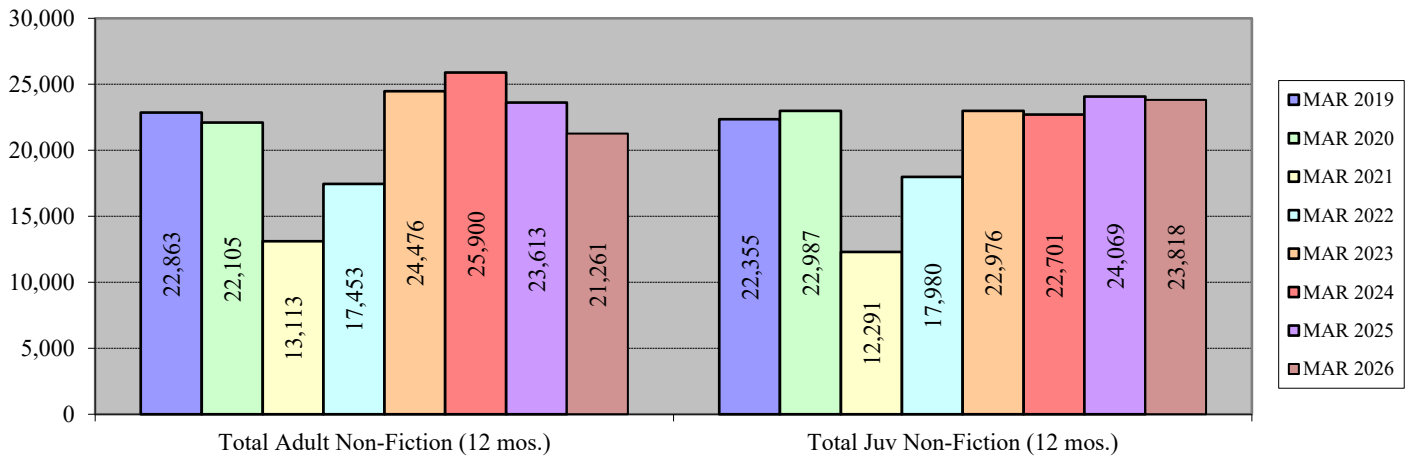
Last 12 months	MAR 2019	MAR 2020	MAR 2021	MAR 2022	MAR 2023	MAR 2024	MAR 2025	MAR 2026
Total Adult Fiction (12 mos.)	69,924	64,606	43,772	52,048	73,356	83,714	83,084	80,199
Total Adult Non-Fiction (12 mos.)	22,863	22,105	13,113	17,453	24,476	25,900	23,613	21,261
TOTAL Adult Books (12 mos.)	92,787	86,711	56,885	69,501	97,832	109,614	106,697	101,460
Total Juv Fiction (12 mos.)	67,235	66,535	35,157	52,579	61,587	63,309	68,371	66,862
Total Juv Non-Fiction (12 mos.)	22,355	22,987	12,291	17,980	22,976	22,701	24,069	23,818
TOTAL Juvenile Bks (12 mos.)	89,590	89,522	47,448	70,559	84,563	86,010	92,440	90,680
Videos & Dvd's (12 mos.)	70,140	64,399	24,223	30,625	53,264	57,270	54,400	48,725
Audiobooks (12 mos.)	7,750	6,822	3,081	2,896	2,695	2,059	1,446	994
Music (12 mos.)	5,575	5,244	2,550	2,783	3,010	2,925	2,808	2,705
Misc. AV (12 mos.)	916	2,365	1,302	1,950	3,211	4,328	7,690	9,869
TOTAL AV (12 mos.)	84,381	78,830	31,156	38,254	62,180	66,889	66,344	62,293
e-Magazines	0	0	0	1,624	2,620	6,476	9,152	13,723
e-Books	29,528	33,764	48,283	40,740	40,904	41,910	40,308	38,634
e-Audiobooks	13,318	16,441	23,677	23,249	28,537	35,169	39,337	42,441
e-Videos	0	897	1,814	1,217	1,483	1,703	1,920	1,559
e-Music	0	399	435	457	534	785	639	388
Total E-Materials (12 mos.)	42,846	51,501	74,209	67,287	74,078	86,043	91,356	97,579
MAIN LIBRARY (12 mos.)	160,347	154,935	86,306	103,978	115,125	107,909	106,212	98,197
BOOKMOBILE (12 mos.)	24,611	26,676	15,484	30,991	20,831	12,273	14,637	16,042
SOUTHBRANCH (12 mos.)	49,232	43,415	18,821	24,296	27,307	25,267	25,660	24,512
WILLIAMSTOWN (12 mos.)	14,134	11,945	7,772	10,349	7,709	9,830	10,322	9,832
REMOTE & OTHER LIBRARIES (12 mos.)	18,434	18,092	7,106	8,700	73,603	107,234	108,650	105,850
Total Circ (12 mos.)	309,604	306,564	209,698	245,601	318,653	348,556	356,837	352,012
SERVICES								
DOOR COUNT (12 mos.)	206,965	193,499	57,778	101,228	130,132	133,101	148,881	154,924

COMPARISON STATISTICS FOR LAST 8 YEARS

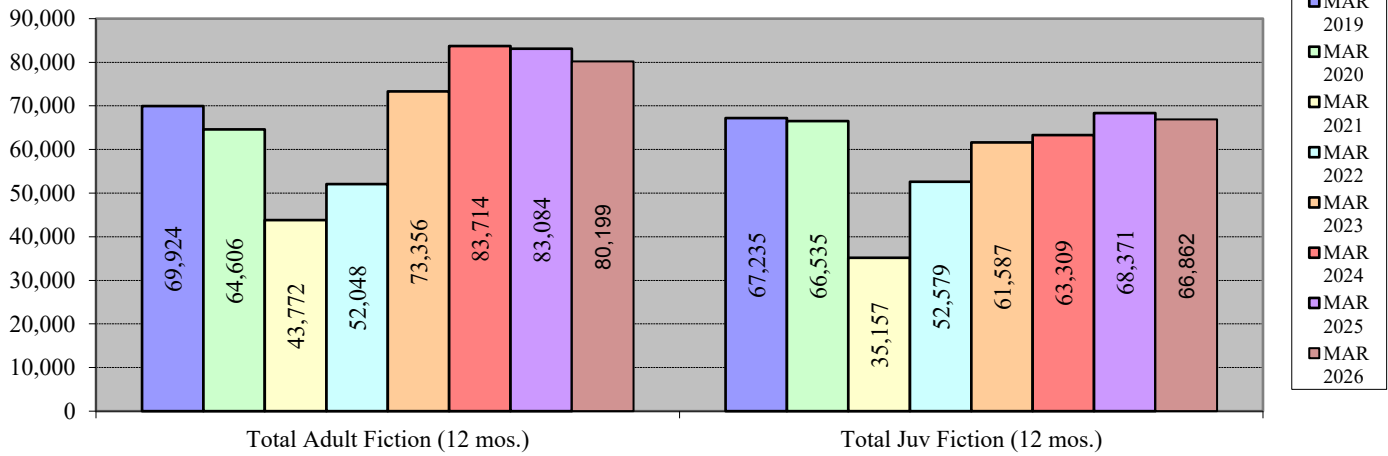


COMPARISON STATISTICS FOR LAST 8 YEARS

12 Months for Adult and Juvenile NF Books over last 8 years



12 Months for Adult and Juv Fiction Books over last 8 years



12 Months for Videos / e-Books / e-Audiobooks over last 8 years

