

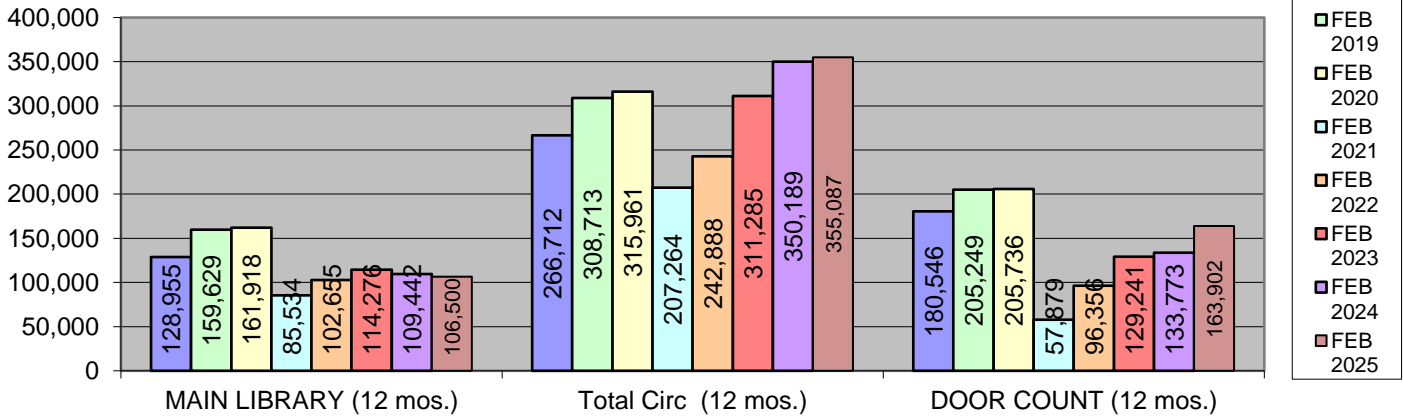
COMPARISON STATISTICS FOR LAST 8 YEARS

	FEB 2018	FEB 2019	FEB 2020	FEB 2021	FEB 2022	FEB 2023	FEB 2024	FEB 2025
Total Adult Fiction	5,010	5,372	5,322	3,562	3,928	6,439	5,946	6,200
Total Adult Non-Fiction	1,905	2,024	1,826	1,091	1,403	2,117	2,179	1,672
TOTAL Adult Books	6,915	7,396	7,148	4,653	5,331	8,556	8,125	7,872
Total Juv Fiction	5,200	5,470	5,711	2,788	5,026	4,936	4,779	4,930
Total Juv Non-Fiction	1,791	2,190	2,099	994	1,827	1,890	1,742	1,734
TOTAL Juvenile Bks	6,991	7,660	7,810	3,782	6,853	6,826	6,521	6,664
Videos & Dvd's	4,913	5,943	5,468	1,987	2,607	4,834	4,720	4,128
Audiobooks	661	553	585	168	196	175	178	100
Music	242	381	422	157	172	177	178	253
Misc. AV	3	191	261	121	189	336	420	830
TOTAL AV	5,819	7,068	6,736	2,433	3,164	5,522	5,496	5,311
e-Magazines					172	258	834	872
e-Books	1,995	2,402	3,183	3,923	3,189	3,339	3,384	3,438
e-Audiobooks	680	1,169	1,449	2,301	1,928	2,398	2,974	3,372
e-Videos			120	78	122	128	158	192
e-Music			41	31	40	58	74	45
Total E-Materials	2,675	3,571	4,793	6,333	5,451	6,181	7,424	7,919
MAIN LIBRARY	11,708	13,082	12,789	7,051	8,731	8,716	8,335	7,960
BOOKMOBILE	1,753	2,478	2,771	1,446	3,380	1,676	952	1,481
SOUTHBRANCH	3,818	3,825	3,658	1,216	548	1,773	2,141	1,685
WILLIAMSTOWN	1,160	1,092	862	593	2,118	465	768	619
REMOTE & OTHER LIBRARIES	1,286	1,647	1,614	562	571	8,274	7,946	8,102
TOTAL CIRC	22,400	25,695	26,487	17,201	20,799	27,085	27,566	27,766
SERVICES								
DOOR COUNT	18,438	17,538	17,162	4,830	9,302	10,756	11,676	11,631

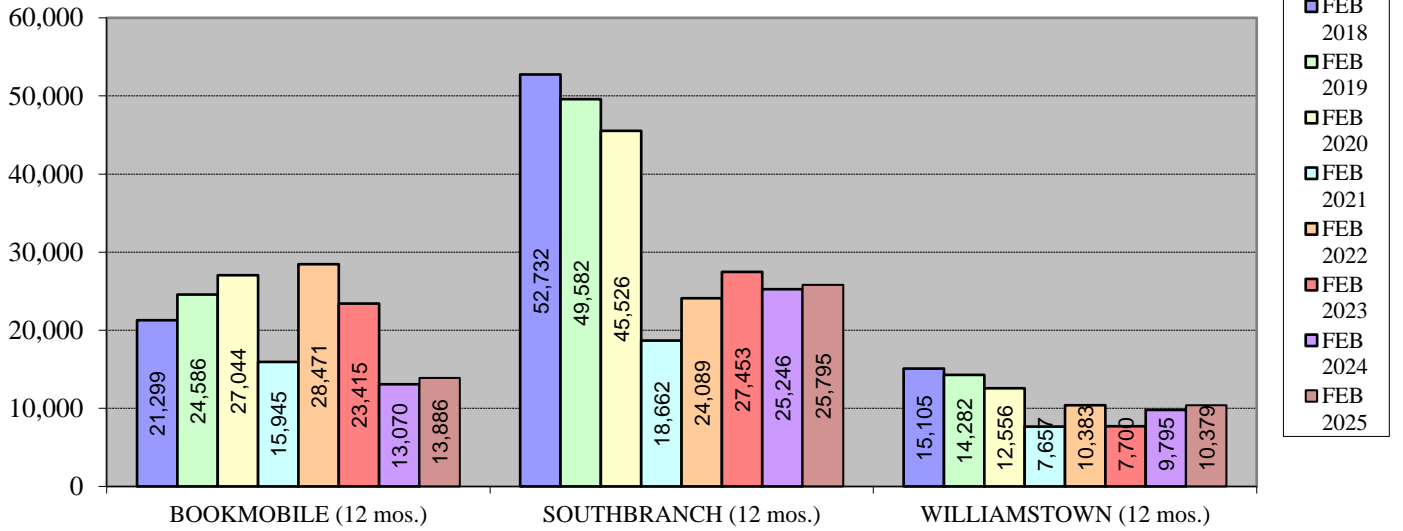
Last 12 months	FEB 2018	FEB 2019	FEB 2020	FEB 2021	FEB 2022	FEB 2023	FEB 2024	FEB 2025
Total Adult Fiction (12 mos.)	64,873	70,149	67,098	42,744	51,642	70,586	84,351	83,233
Total Adult Non-Fiction (12 mos.)	24,495	22,729	23,139	12,763	17,128	23,764	26,068	23,946
TOTAL Adult Books (12 mos.)	89,368	92,878	90,237	55,507	68,770	94,350	110,419	107,179
Total Juv Fiction (12 mos.)	57,978	67,235	68,827	35,765	50,468	61,135	64,107	67,540
Total Juv Non-Fiction (12 mos.)	18,546	22,279	23,845	12,573	17,041	22,904	23,015	23,915
TOTAL Juvenile Bks (12 mos.)	76,524	89,514	92,672	48,338	67,509	84,039	87,122	91,455
Videos & Dvd's (12 mos.)	56,931	70,246	67,672	24,558	30,278	50,737	57,779	54,742
Audiobooks (12 mos.)	8,701	7,809	7,153	3,133	2,932	2,686	2,106	1,538
Music (12 mos.)	2,833	5,368	5,508	2,510	2,885	2,924	2,952	2,801
Misc. AV (12 mos.)	68	743	2,403	1,290	1,855	3,028	4,377	7,151
TOTAL AV (12 mos.)	68,533	84,166	82,736	31,491	37,950	59,375	67,521	66,232
e-Magazines	0	0	0	0	1,491	2,530	6,119	8,749
e-Books	24,004	29,234	33,030	47,133	41,721	40,860	42,015	40,142
e-Audiobooks	8,283	12,921	16,247	22,426	23,771	28,202	34,518	38,790
e-Videos	0	0	687	1,931	1,219	1,414	1,717	1,855
e-Music	0	0	352	438	457	515	758	685
Total E-Materials (12 mos.)	32,287	42,155	50,316	71,928	68,659	73,521	85,127	90,221
MAIN LIBRARY (12 mos.)	128,955	159,629	161,918	85,534	102,655	114,276	109,442	106,500
BOOKMOBILE (12 mos.)	21,299	24,586	27,044	15,945	28,471	23,415	13,070	13,886
SOUTHBRANCH (12 mos.)	52,732	49,582	45,526	18,662	24,089	27,453	25,246	25,795
WILLIAMSTOWN (12 mos.)	15,105	14,282	12,556	7,657	10,383	7,700	9,795	10,379
REMOTE & OTHER LIBRARIES (12 mos.)	16,334	18,479	18,601	7,538	8,631	64,920	107,509	108,306
Total Circ (12 mos.)	266,712	308,713	315,961	207,264	242,888	311,285	350,189	355,087
SERVICES								
DOOR COUNT (12 mos.)	180,546	205,249	205,736	57,879	96,356	129,241	133,773	163,902

COMPARISON STATISTICS FOR LAST 8 YEARS

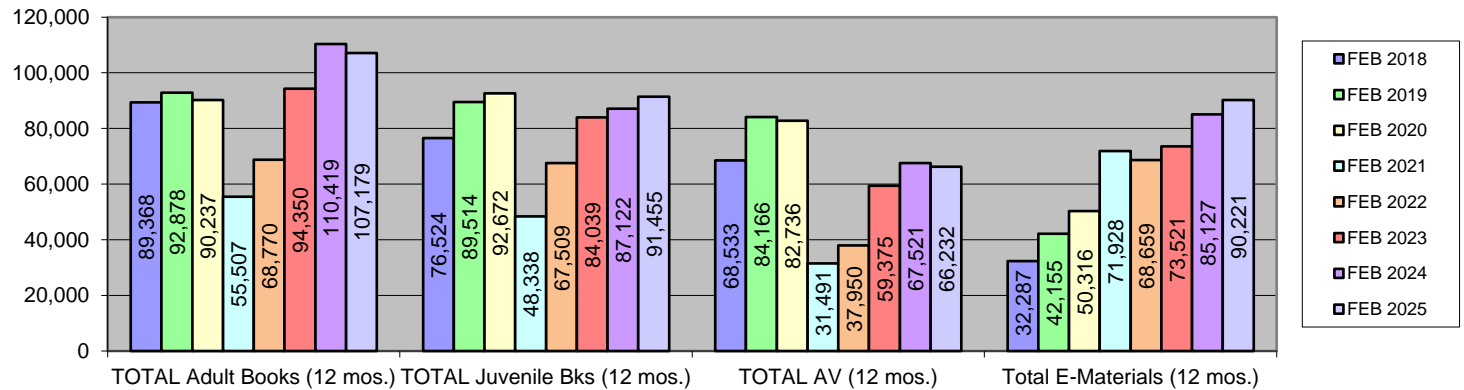
12 month Comparison of Main and Total Circ & Door Count for last 8 years



12 Month Circulation for last 8 years for each branch

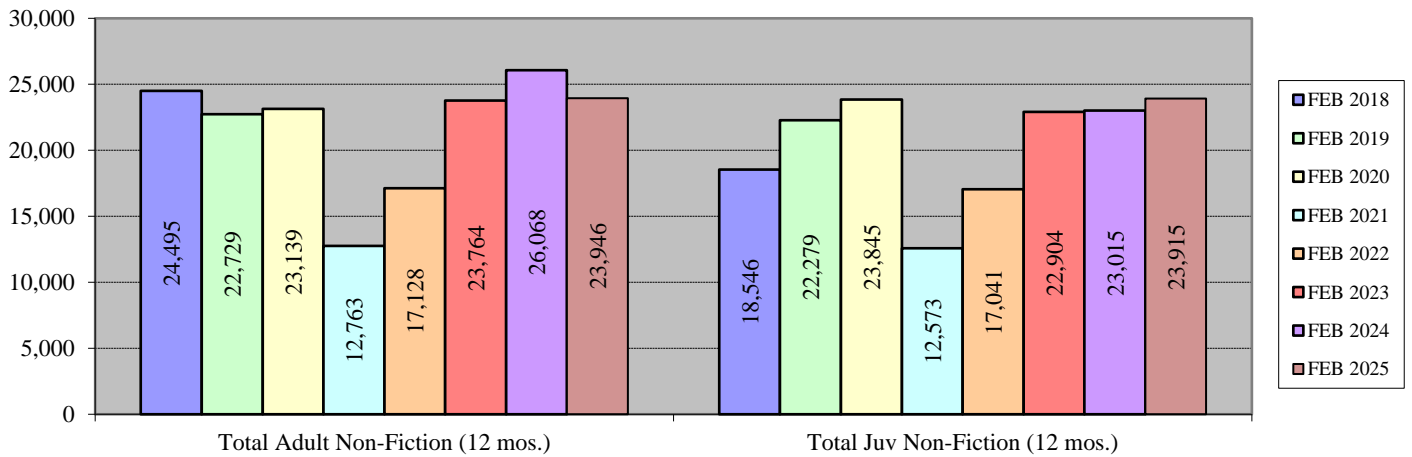


12 Month for Adult / Juv / AV / e-Materials Circ for last 8 years

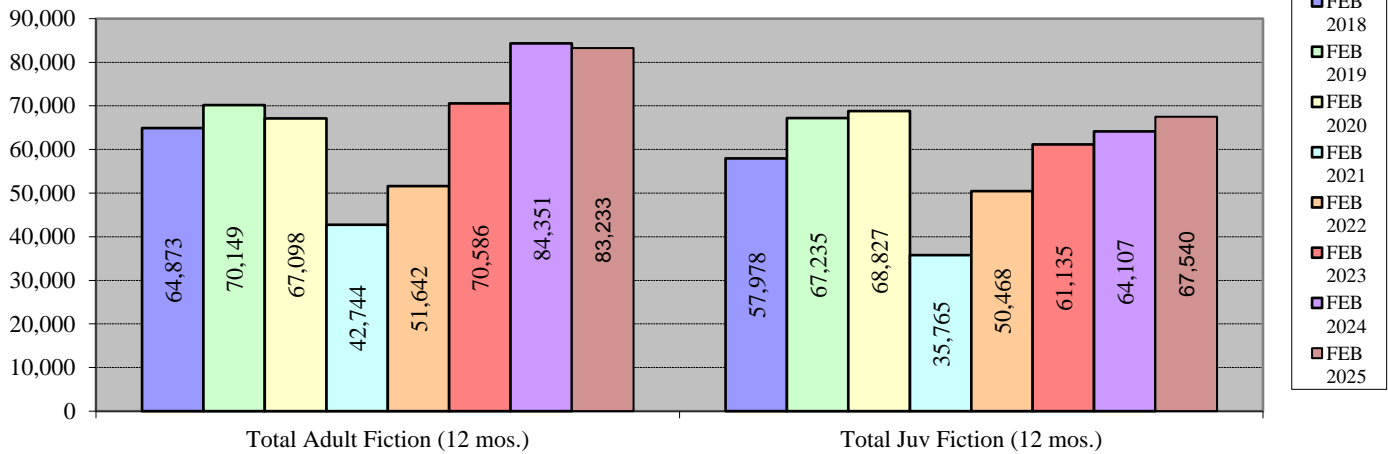


COMPARISON STATISTICS FOR LAST 8 YEARS

12 Months for Adult and Juvenile NF Books over last 8 years



12 Months for Adult and Juv Fiction Books over last 8 years



12 Months for Videos / e-Books / e-Audiobooks over last 8 years

