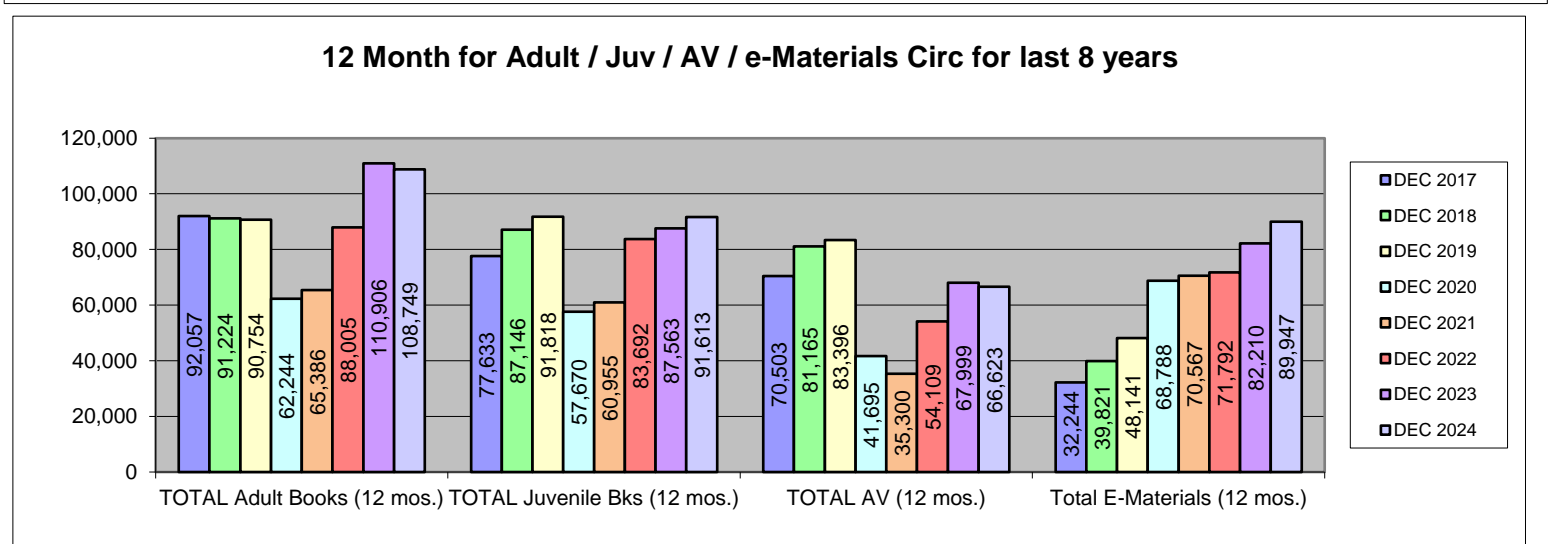
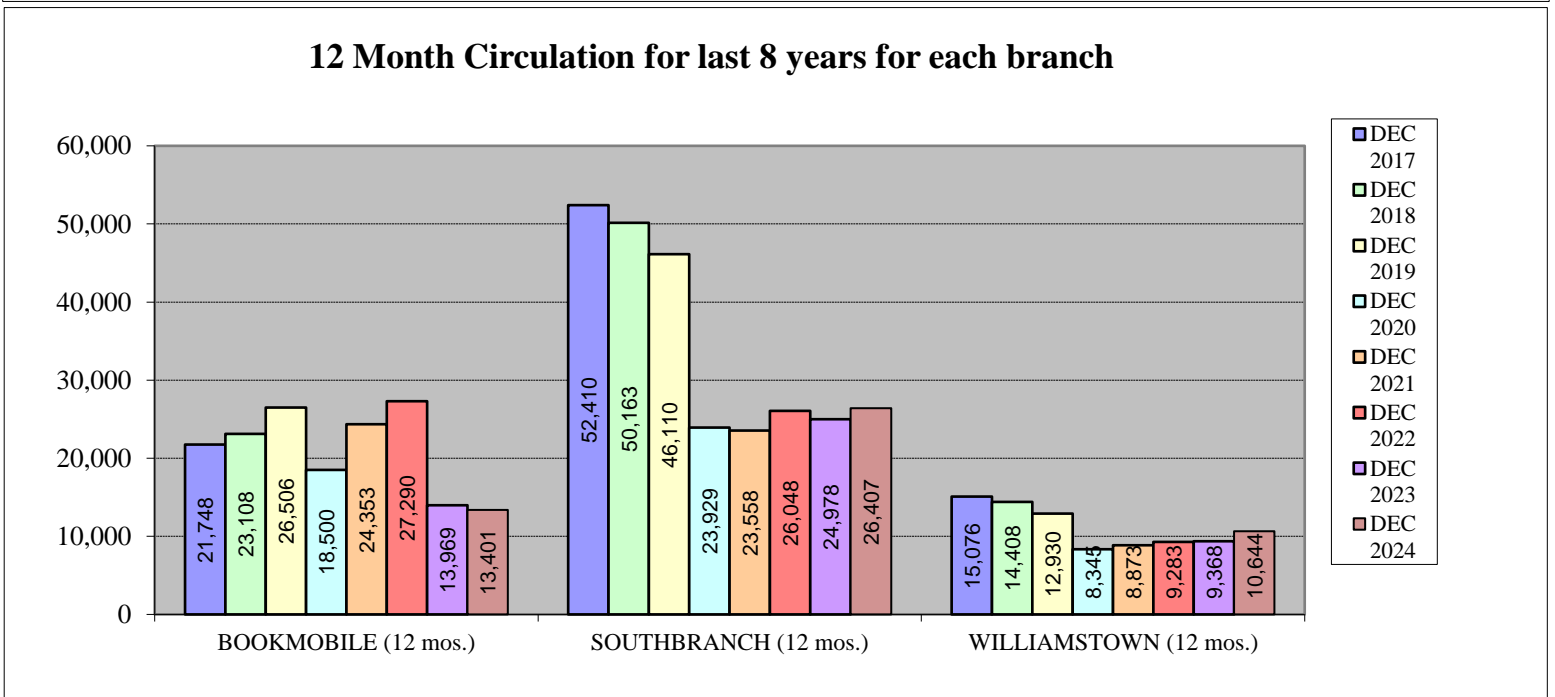
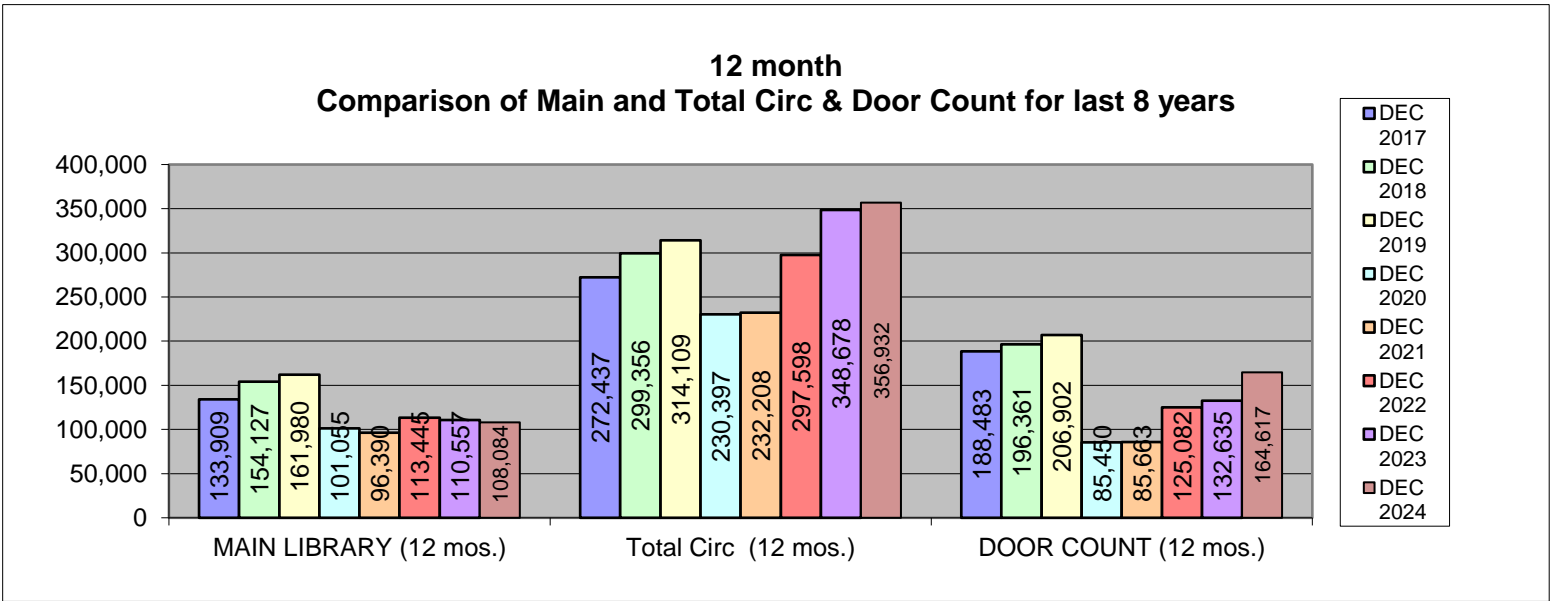


COMPARISON STATISTICS FOR LAST 8 YEARS

	DEC 2017	DEC 2018	DEC 2019	DEC 2020	DEC 2021	DEC 2022	DEC 2023	DEC 2024
Total Adult Fiction	3,484	4,745	4,945	2,772	3,954	5,672	6,177	5,953
Total Adult Non-Fiction	1,019	1,501	1,693	832	1,228	2,175	1,862	1,629
TOTAL Adult Books	4,503	6,246	6,638	3,604	5,182	7,847	8,039	7,582
Total Juv Fiction	3,371	4,490	4,645	2,297	4,394	4,740	4,521	5,433
Total Juv Non-Fiction	1,102	1,618	1,630	795	1,298	1,856	1,550	1,843
TOTAL Juvenile Bks	4,473	6,108	6,275	3,092	5,692	6,596	6,071	7,276
Videos & Dvd's	3,466	5,860	5,331	1,338	2,641	4,823	4,467	4,401
Audiobooks	493	530	537	225	199	166	171	105
Music	165	467	346	163	211	363	315	263
Misc. AV	6	141	229	96	156	251	378	851
TOTAL AV	4,130	6,998	6,443	1,822	3,207	5,603	5,331	5,620
e-Magazines					141	190	712	844
e-Books	1,775	2,553	3,166	3,925	3,119	3,276	3,338	3,207
e-Audiobooks	517	1,124	1,432	1,962	1,867	2,296	2,868	3,163
e-Videos			87	119	108	145	118	120
e-Music			35	26	55	38	57	44
Total E-Materials	2,292	3,677	4,720	6,032	5,290	5,945	7,093	7,378
MAIN LIBRARY	5,129	11,248	11,089	4,891	7,524	7,682	7,332	6,892
BOOKMOBILE	1,978	1,961	2,674	1,475	3,090	1,669	585	1,467
SOUTHBRANCH	3,847	3,566	3,318	886	2,219	1,657	1,682	1,713
WILLIAMSTOWN	983	882	878	601	546	483	590	583
REMOTE & OTHER LIBRARIES	1,169	1,695	1,397	665	702	8,555	9,252	9,823
TOTAL CIRC	15,398	23,029	24,076	14,550	19,371	25,991	26,534	27,856
SERVICES								
DOOR COUNT	9,855	14,966	14,524	3,316	8,360	8,996	9,308	10,343

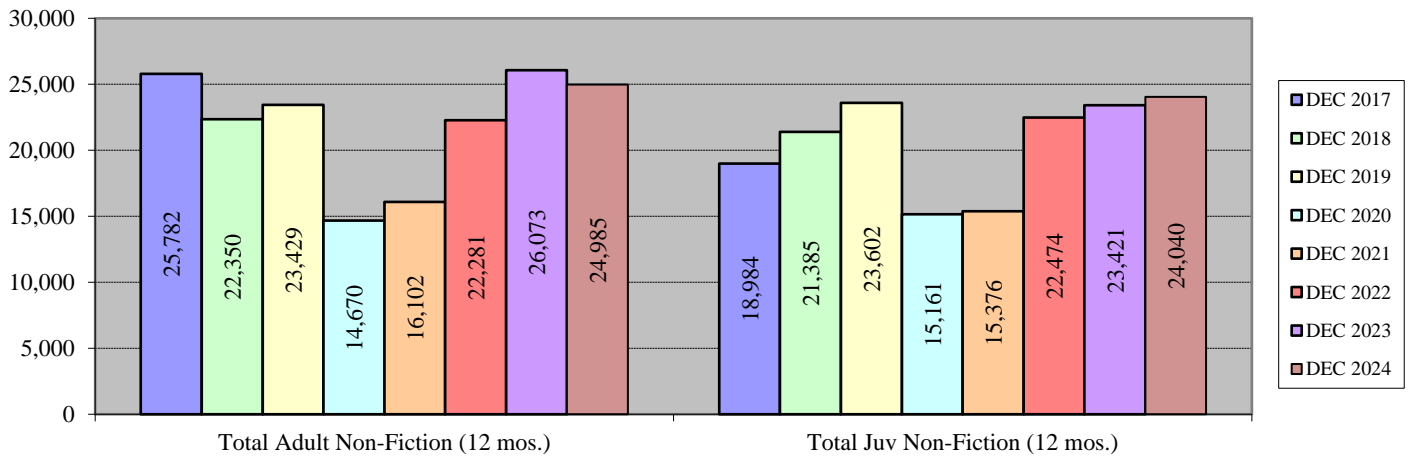
Last 12 months	DEC 2017	DEC 2018	DEC 2019	DEC 2020	DEC 2021	DEC 2022	DEC 2023	DEC 2024
Total Adult Fiction (12 mos.)	66,275	68,874	67,325	47,574	49,284	65,724	84,833	83,764
Total Adult Non-Fiction (12 mos.)	25,782	22,350	23,429	14,670	16,102	22,281	26,073	24,985
TOTAL Adult Books (12 mos.)	92,057	91,224	90,754	62,244	65,386	88,005	110,906	108,749
Total Juv Fiction (12 mos.)	58,649	65,761	68,216	42,509	45,579	61,218	64,142	67,573
Total Juv Non-Fiction (12 mos.)	18,984	21,385	23,602	15,161	15,376	22,474	23,421	24,040
TOTAL Juvenile Bks (12 mos.)	77,633	87,146	91,818	57,670	60,955	83,692	87,563	91,613
Videos & Dvd's (12 mos.)	58,540	67,764	68,482	33,063	27,973	45,785	58,399	55,951
Audiobooks (12 mos.)	8,986	8,005	7,144	3,940	2,867	2,744	2,092	1,702
Music (12 mos.)	2,902	4,998	5,549	3,031	2,776	2,868	2,973	2,775
Misc. AV (12 mos.)	75	398	2,221	1,661	1,684	2,712	4,535	5,888
TOTAL AV (12 mos.)	70,503	81,165	83,396	41,695	35,300	54,109	67,999	66,623
e-Magazines	0	0	0	0	1,049	2,464	4,865	8,676
e-Books	23,934	27,993	31,751	45,655	43,278	40,326	41,654	40,633
e-Audiobooks	8,310	11,828	15,633	20,706	24,641	27,077	33,332	38,121
e-Videos	0	0	485	1,960	1,161	1,436	1,634	1,784
e-Music	0	0	272	467	438	489	725	733
Total E-Materials (12 mos.)	32,244	39,821	48,141	68,788	70,567	71,792	82,210	89,947
MAIN LIBRARY (12 mos.)	133,909	154,127	161,980	101,055	96,390	113,445	110,557	108,084
BOOKMOBILE (12 mos.)	21,748	23,108	26,506	18,500	24,353	27,290	13,969	13,401
SOUTHBRANCH (12 mos.)	52,410	50,163	46,110	23,929	23,558	26,048	24,978	26,407
WILLIAMSTOWN (12 mos.)	15,076	14,408	12,930	8,345	8,873	9,283	9,368	10,644
REMOTE & OTHER LIBRARIES (12 mos.)	17,050	17,729	18,442	9,780	8,467	49,740	107,596	108,449
Total Circ (12 mos.)	272,437	299,356	314,109	230,397	232,208	297,598	348,678	356,932
SERVICES								
DOOR COUNT (12 mos.)	188,483	196,361	206,902	85,450	85,663	125,082	132,635	164,617

COMPARISON STATISTICS FOR LAST 8 YEARS

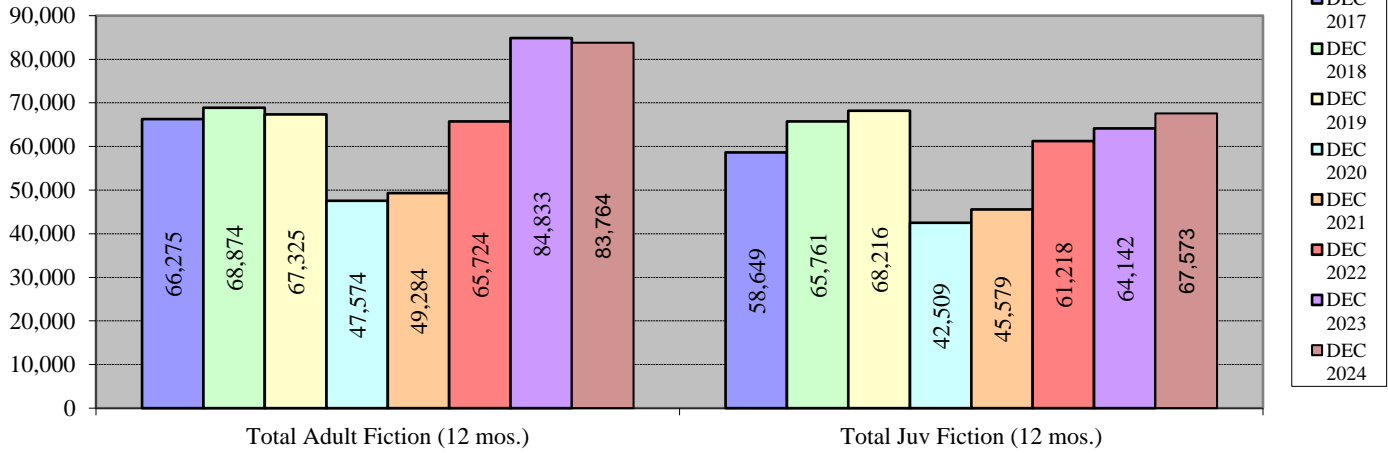


COMPARISON STATISTICS FOR LAST 8 YEARS

12 Months for Adult and Juvenile NF Books over last 8 years



12 Months for Adult and Juv Fiction Books over last 8 years



12 Months for Videos / e-Books / e-Audiobooks over last 8 years

