

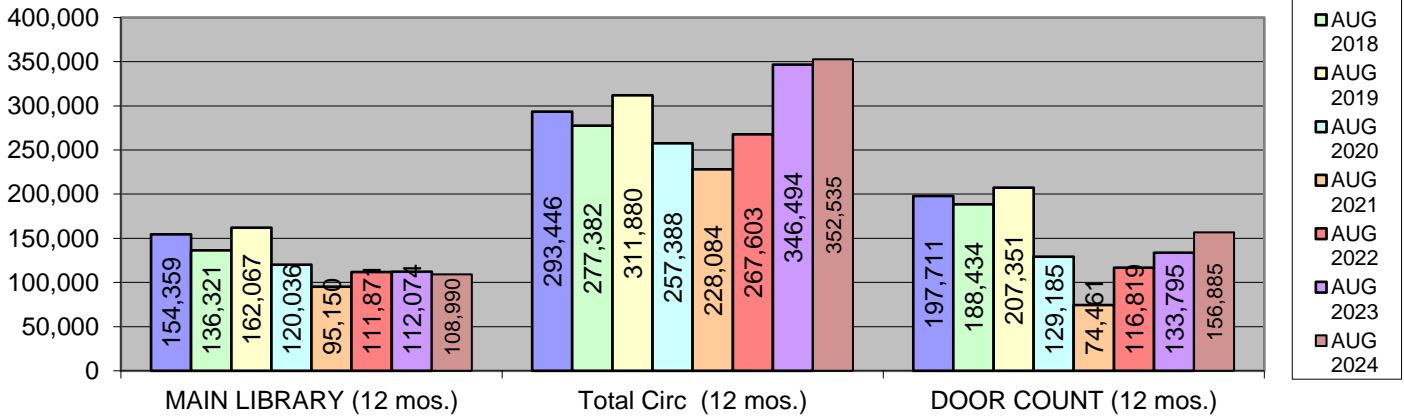
COMPARISON STATISTICS FOR LAST 8 YEARS

	AUG 2017	AUG 2018	AUG 2019	AUG 2020	AUG 2021	AUG 2022	AUG 2023	AUG 2024
Total Adult Fiction	4,980	6,616	6,101	4,749	5,083	7,486	7,974	7,789
Total Adult Non-Fiction	1,559	2,031	1,982	1,398	1,588	2,194	2,173	2,195
TOTAL Adult Books	6,539	8,647	8,083	6,147	6,671	9,680	10,147	9,984
Total Juv Fiction	3,553	4,753	4,629	3,563	4,169	5,081	5,645	6,114
Total Juv Non-Fiction	1,138	1,671	1,449	1,224	1,130	1,821	1,922	1,975
TOTAL Juvenile Bks	4,691	6,424	6,078	4,787	5,299	6,902	7,567	8,089
Videos & Dvd's	4,011	6,007	5,452	2,852	2,790	5,751	5,084	5,293
Audiobooks	677	736	618	323	293	254	40	124
Music	216	472	514	307	287	285	303	285
Misc. AV	5	9	153	131	171	225	404	501
TOTAL AV	4,909	7,224	6,737	3,613	3,541	6,515	5,831	6,203
e-Magazines					98	221	321	536
e-Books	2,202	2,404	2,579	3,395	2,836	3,682	3,348	3,316
e-Audiobooks	811	1,145	1,402	1,589	1,844	2,619	3,052	3,295
e-Videos			66	180	105	148	155	152
e-Music			46	33	28	44	66	37
Total E-Materials	3,013	3,549	4,093	5,197	4,911	6,714	6,942	7,336
MAIN LIBRARY	6,981	13,954	13,754	9,570	9,676	9,866	10,170	9,863
BOOKMOBILE	575	912	763	1,098	1,482	828	778	673
SOUTHBRANCH	5,554	4,540	3,833	2,353	2,597	2,705	2,137	2,531
WILLIAMSTOWN	1,276	1,223	1,092	783	924	768	1,096	1,271
REMOTE & OTHER LIBRARIES	1,753	1,666	1,456	743	832	8,930	9,364	9,938
TOTAL CIRC	19,152	25,844	24,991	19,744	20,422	29,811	30,487	31,612
SERVICES								
DOOR COUNT	9,948	17,297	15,964	6,536	8,782	10,827	11,587	13,458

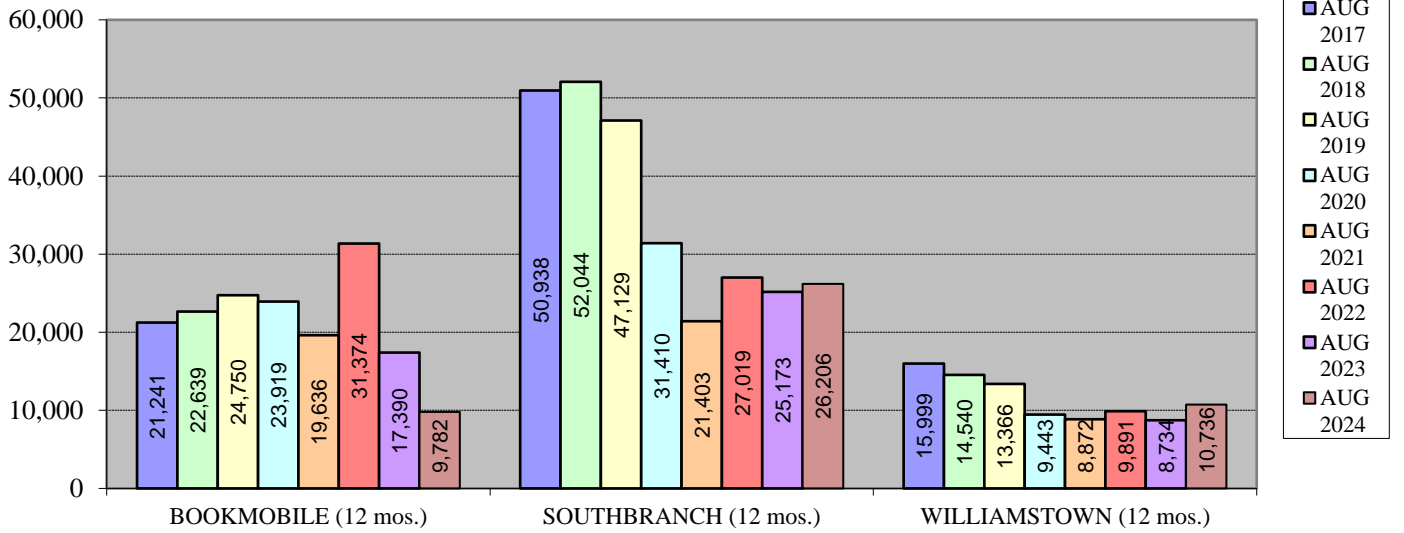
Last 12 months	AUG 2017	AUG 2018	AUG 2019	AUG 2020	AUG 2021	AUG 2022	AUG 2023	AUG 2024
Total Adult Fiction (12 mos.)	71,930	65,341	67,432	53,141	48,613	57,225	84,018	83,854
Total Adult Non-Fiction (12 mos.)	29,988	20,731	22,939	17,864	14,803	19,647	25,989	25,624
TOTAL Adult Books (12 mos.)	101,918	86,072	90,371	71,005	63,416	76,872	110,007	109,478
Total Juv Fiction (12 mos.)	62,888	61,991	68,511	52,239	41,185	57,570	65,375	64,471
Total Juv Non-Fiction (12 mos.)	20,461	19,545	23,116	18,741	14,367	20,142	24,567	22,615
TOTAL Juvenile Bks (12 mos.)	83,349	81,536	91,627	70,980	55,552	77,712	89,942	87,086
Videos & Dvd's (12 mos.)	63,087	61,973	69,328	45,454	26,874	35,781	60,571	56,290
Audiobooks (12 mos.)	9,912	8,146	7,299	5,044	3,042	2,821	2,349	1,858
Music (12 mos.)	3,218	3,883	5,783	3,827	2,855	2,539	3,122	2,818
Misc. AV (12 mos.)	79	187	1,669	1,900	1,577	2,390	3,995	4,856
TOTAL AV (12 mos.)	76,296	74,189	84,079	56,225	34,348	43,531	70,037	66,129
e-Magazines	0	0	0	0	442	2,201	2,783	8,418
e-Books	23,686	25,547	30,819	39,156	47,486	40,226	40,341	41,917
e-Audiobooks	8,197	10,038	14,737	17,747	25,117	25,296	31,072	36,993
e-Videos	0	0	148	1,739	1,373	1,265	1,659	1,738
e-Music	0	0	99	536	350	500	653	776
Total E-Materials (12 mos.)	31,883	35,585	45,803	59,178	74,768	69,488	76,508	89,842
MAIN LIBRARY (12 mos.)	154,359	136,321	162,067	120,036	95,150	111,871	112,074	108,990
BOOKMOBILE (12 mos.)	21,241	22,639	24,750	23,919	19,636	31,374	17,390	9,782
SOUTHBRANCH (12 mos.)	50,938	52,044	47,129	31,410	21,403	27,019	25,173	26,206
WILLIAMSTOWN (12 mos.)	15,999	14,540	13,366	9,443	8,872	9,891	8,734	10,736
REMOTE & OTHER LIBRARIES (12 mos.)	19,026	16,253	18,765	13,402	8,255	17,960	106,615	106,979
Total Circ (12 mos.)	293,446	277,382	311,880	257,388	228,084	267,603	346,494	352,535
SERVICES								
DOOR COUNT (12 mos.)	197,711	188,434	207,351	129,185	74,461	116,819	133,795	156,885

COMPARISON STATISTICS FOR LAST 8 YEARS

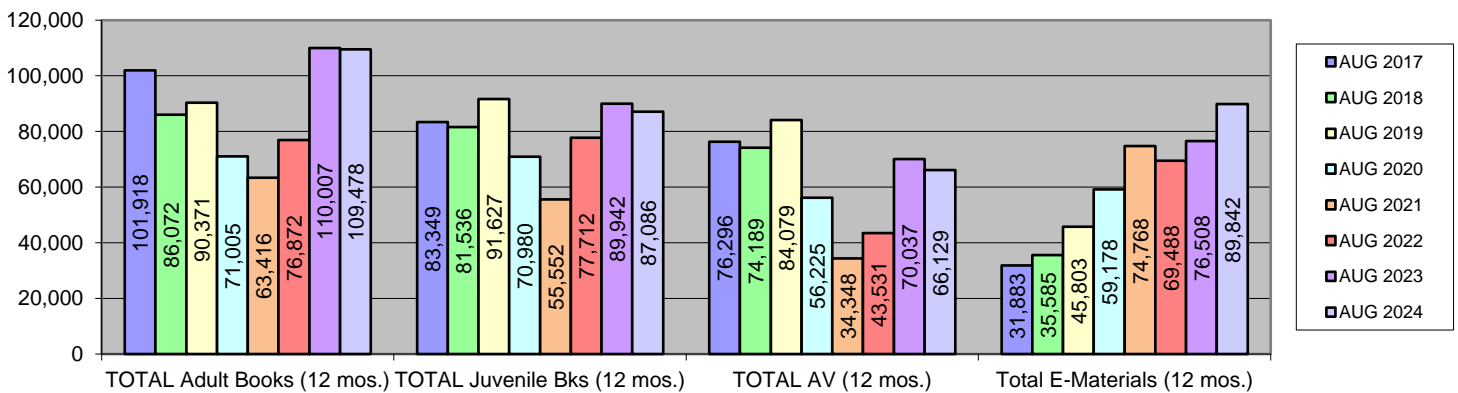
12 month Comparison of Main and Total Circ & Door Count for last 8 years



12 Month Circulation for last 8 years for each branch

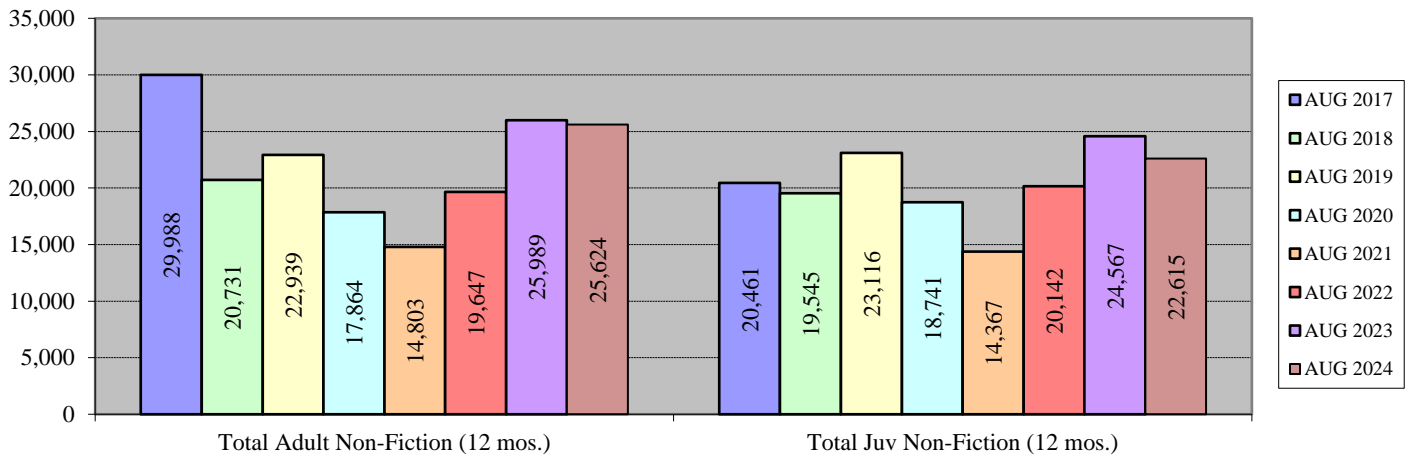


12 Month for Adult / Juv / AV / e-Materials Circ for last 8 years

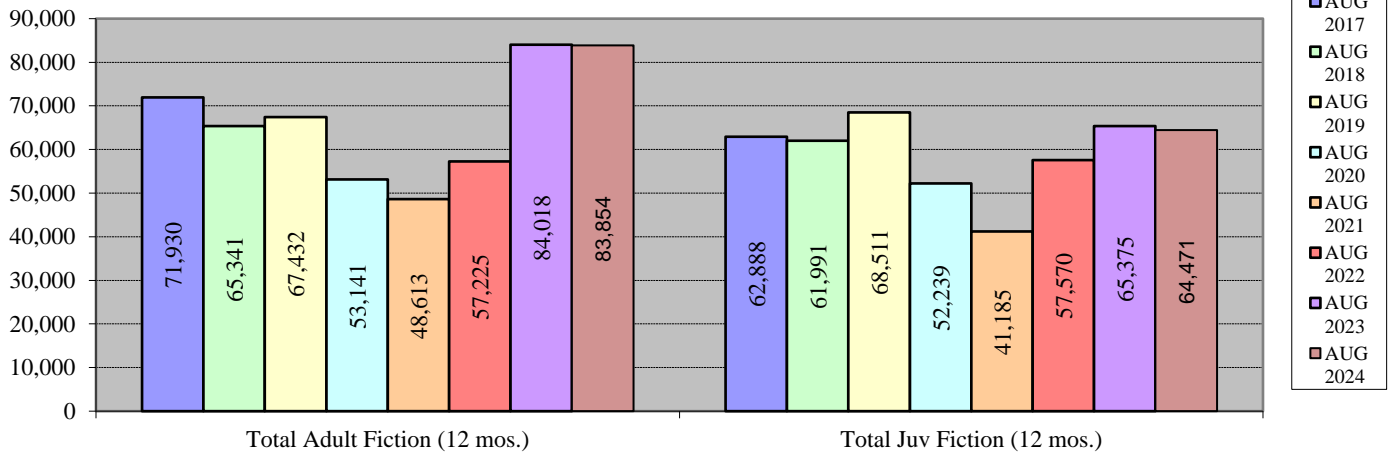


COMPARISON STATISTICS FOR LAST 8 YEARS

12 Months for Adult and Juvenile NF Books over last 8 years



12 Months for Adult and Juv Fiction Books over last 8 years



12 Months for Videos / e-Books / e-Audiobooks over last 8 years

