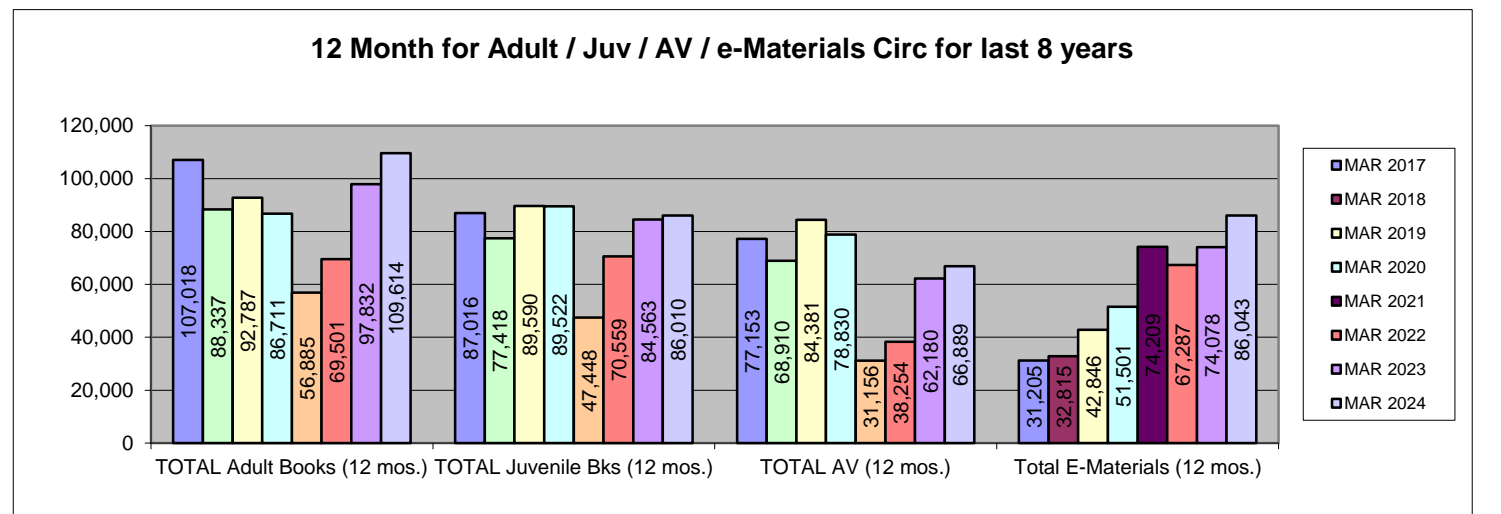
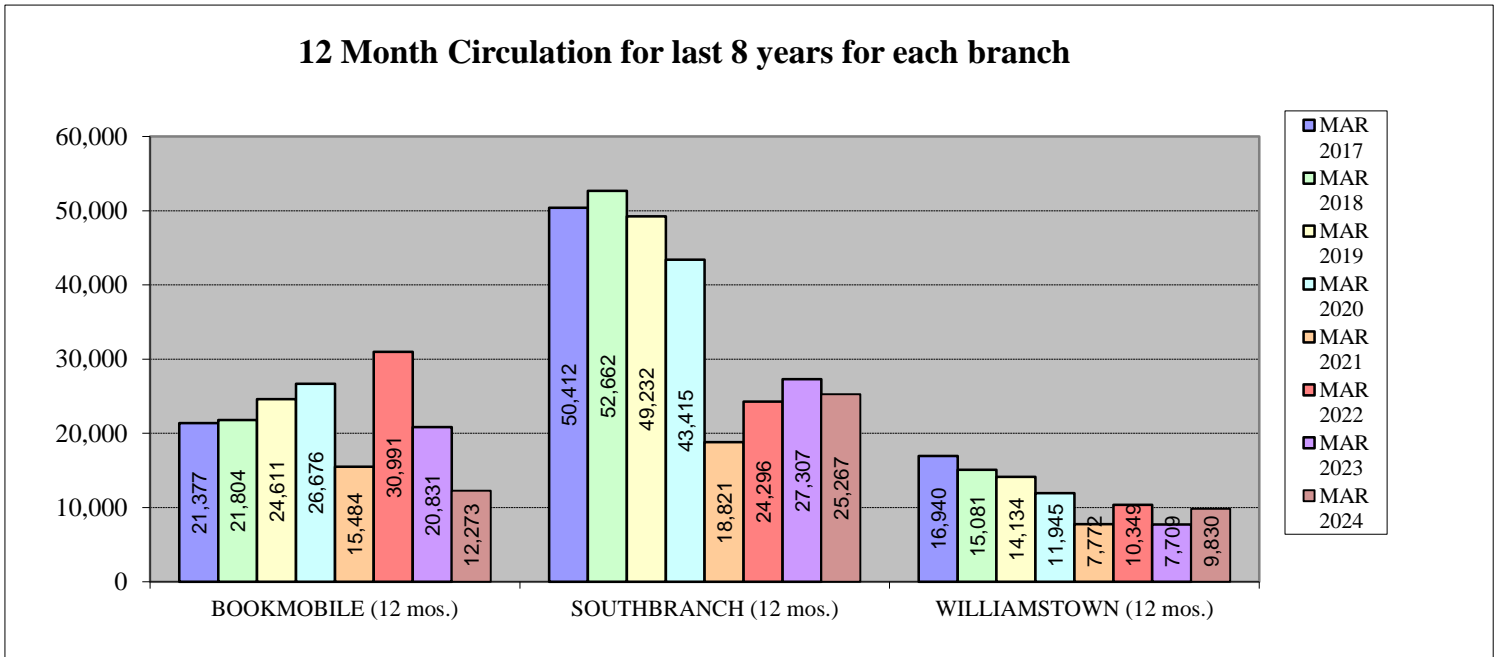
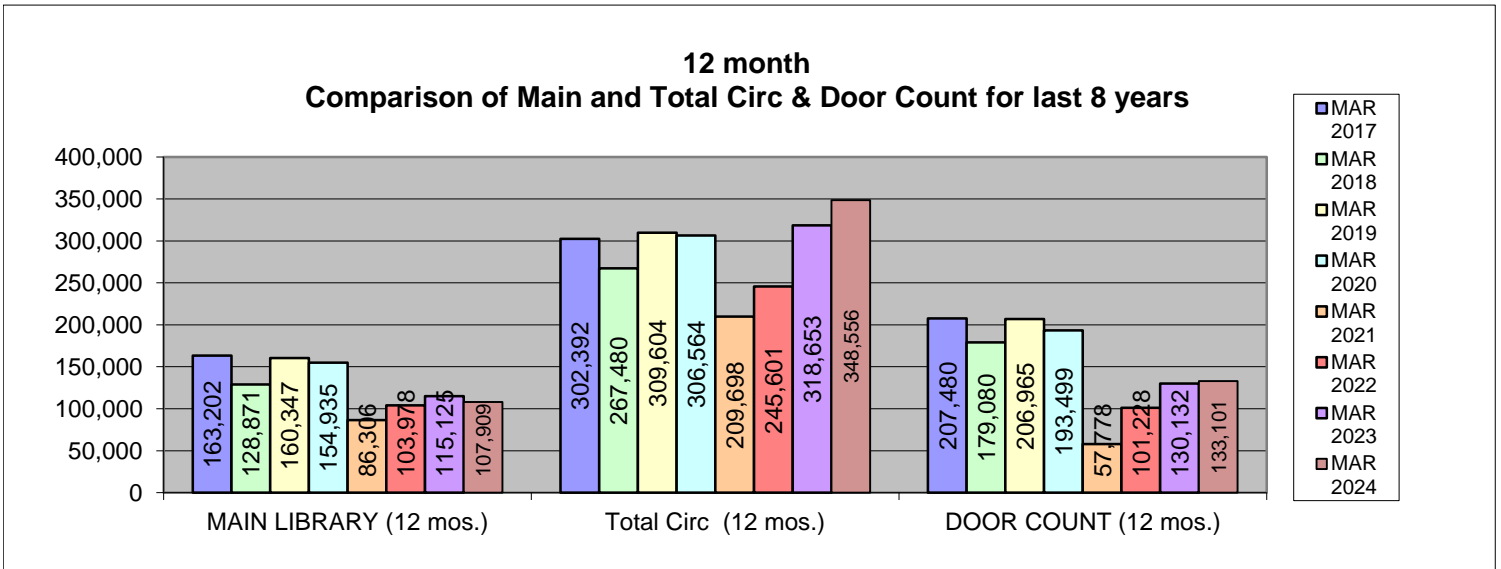


COMPARISON STATISTICS FOR LAST 8 YEARS

	MAR 2017	MAR 2018	MAR 2019	MAR 2020	MAR 2021	MAR 2022	MAR 2023	MAR 2024
Total Adult Fiction	6,037	5,812	5,587	3,095	4,123	4,529	7,299	6,662
Total Adult Non-Fiction	2,725	1,919	2,053	1,019	1,369	1,694	2,406	2,238
TOTAL Adult Books	8,762	7,731	7,640	4,114	5,492	6,223	9,705	8,900
Total Juv Fiction	5,783	6,369	6,369	4,077	3,469	5,580	6,032	5,234
Total Juv Non-Fiction	1,978	2,286	2,362	1,504	1,222	2,161	2,233	1,919
TOTAL Juvenile Bks	7,761	8,655	8,731	5,581	4,691	7,741	8,265	7,153
Videos & Dvd's	5,547	6,074	5,968	2,695	2,360	2,707	5,234	4,725
Audiobooks	910	708	649	318	266	230	239	192
Music	274	327	534	270	310	208	294	267
Misc. AV	4	3	176	138	150	245	428	379
TOTAL AV	6,735	7,112	7,327	3,421	3,086	3,390	6,195	5,563
e-Magazines						133	223	580
e-Books	2,029	2,370	2,664	3,398	4,548	3,567	3,611	3,506
e-Audiobooks	693	880	1,277	1,471	2,722	2,200	2,535	3,186
e-Videos				210	93	91	160	146
e-Music				47	44	44	63	90
Total E-Materials	2,722	3,250	3,941	5,126	7,407	6,035	6,592	7,508
MAIN LIBRARY	13,619	13,535	14,253	7,270	8,042	9,365	10,214	8,681
BOOKMOBILE	2,205	2,710	2,735	2,367	1,906	4,426	1,842	1,045
SOUTHBRANCH	4,327	4,257	3,907	1,796	1,955	2,162	2,016	2,037
WILLIAMSTOWN	1,359	1,335	1,187	576	691	657	666	701
REMOTE & OTHER LIBRARIES	1,748	1,661	1,616	1,107	675	744	9,427	9,152
TOTAL CIRC	25,980	26,748	27,639	18,242	20,676	23,389	30,757	29,124
SERVICES								
BLIND & HANDICAP CIRC.	1,010	926	974	584	509	1,351	1,343	314
DOOR COUNT	18,792	17,326	19,042	6,805	6,704	11,576	12,467	11,795

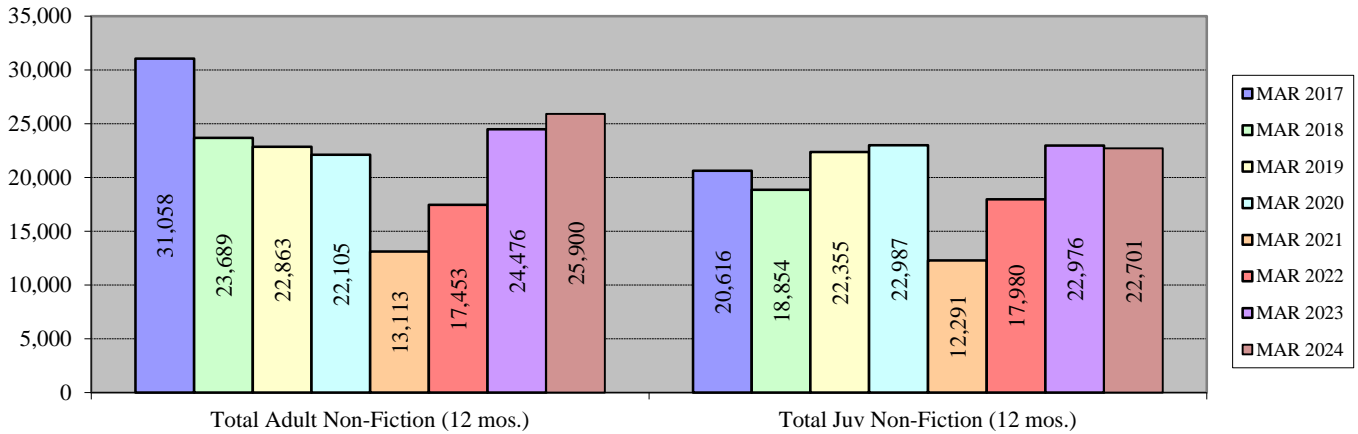
Last 12 months	MAR 2017	MAR 2018	MAR 2019	MAR 2020	MAR 2021	MAR 2022	MAR 2023	MAR 2024
Total Adult Fiction (12 mos.)	75,960	64,648	69,924	64,606	43,772	52,048	73,356	83,714
Total Adult Non-Fiction (12 mos.)	31,058	23,689	22,863	22,105	13,113	17,453	24,476	25,900
TOTAL Adult Books (12 mos.)	107,018	88,337	92,787	86,711	56,885	69,501	97,832	109,614
Total Juv Fiction (12 mos.)	66,400	58,564	67,235	66,535	35,157	52,579	61,587	63,309
Total Juv Non-Fiction (12 mos.)	20,616	18,854	22,355	22,987	12,291	17,980	22,976	22,701
TOTAL Juvenile Bks (12 mos.)	87,016	77,418	89,590	89,522	47,448	70,559	84,563	86,010
Videos & Dvd's (12 mos.)	62,573	57,458	70,140	64,399	24,223	30,625	53,264	57,270
Audiobooks (12 mos.)	11,073	8,499	7,750	6,822	3,081	2,896	2,695	2,059
Music (12 mos.)	3,401	2,886	5,575	5,244	2,550	2,783	3,010	2,925
Misc. AV (12 mos.)	106	67	916	2,365	1,302	1,950	3,211	4,328
TOTAL AV (12 mos.)	77,153	68,910	84,381	78,830	31,156	38,254	62,180	66,889
e-Magazines	0	0	0	0	0	1,624	2,620	6,476
e-Books	23,429	24,345	29,528	33,764	48,283	40,740	40,904	41,910
e-Audiobooks	7,776	8,470	13,318	16,441	23,677	23,249	28,537	35,169
e-Videos	0	0	0	897	1,814	1,217	1,483	1,703
e-Music	0	0	0	399	435	457	534	785
Total E-Materials (12 mos.)	31,205	32,815	42,846	51,501	74,209	67,287	74,078	86,043
MAIN LIBRARY (12 mos.)	163,202	128,871	160,347	154,935	86,306	103,978	115,125	107,909
BOOKMOBILE (12 mos.)	21,377	21,804	24,611	26,676	15,484	30,991	20,831	12,273
SOUTHBRANCH (12 mos.)	50,412	52,662	49,232	43,415	18,821	24,296	27,307	25,267
WILLIAMSTOWN (12 mos.)	16,940	15,081	14,134	11,945	7,772	10,349	7,709	9,830
REMOTE & OTHER LIBRARIES (12 mos.)	19,256	16,247	18,434	18,092	7,106	8,700	73,603	107,234
Total Circ (12 mos.)	302,392	267,480	309,604	306,564	209,698	245,601	318,653	348,556
SERVICES								
BLIND & HANDICAP CIRC.	10,948	10,465	10,982	10,394	6,232	10,361	15,424	15,023
DOOR COUNT (12 mos.)	207,480	179,080	206,965	193,499	57,778	101,228	130,132	133,101

COMPARISON STATISTICS FOR LAST 8 YEARS

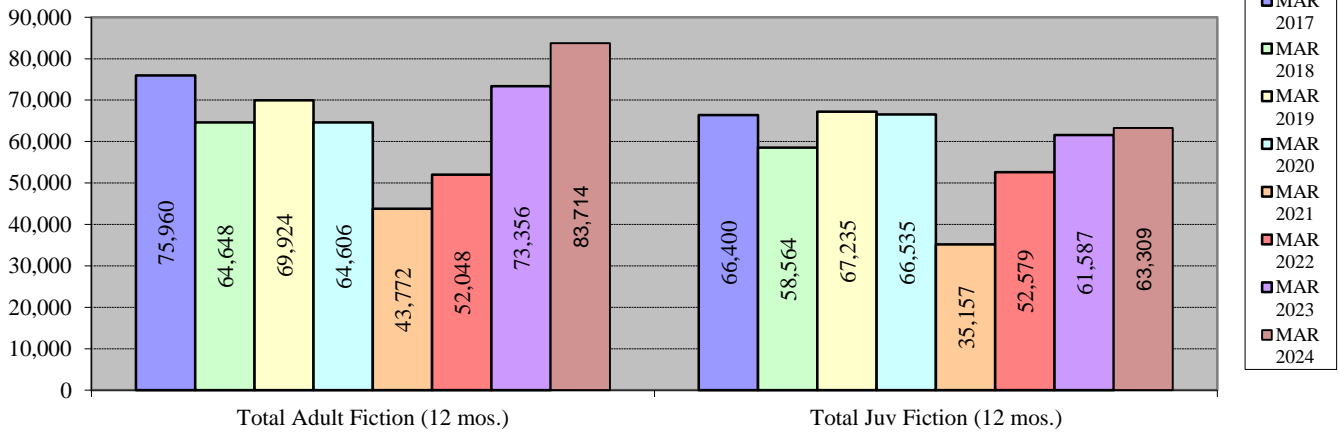


COMPARISON STATISTICS FOR LAST 8 YEARS

12 Months for Adult and Juvenile NF Books over last 8 years



12 Months for Adult and Juv Fiction Books over last 8 years



12 Months for Videos / e-Books / e-Audiobooks over last 8 years

