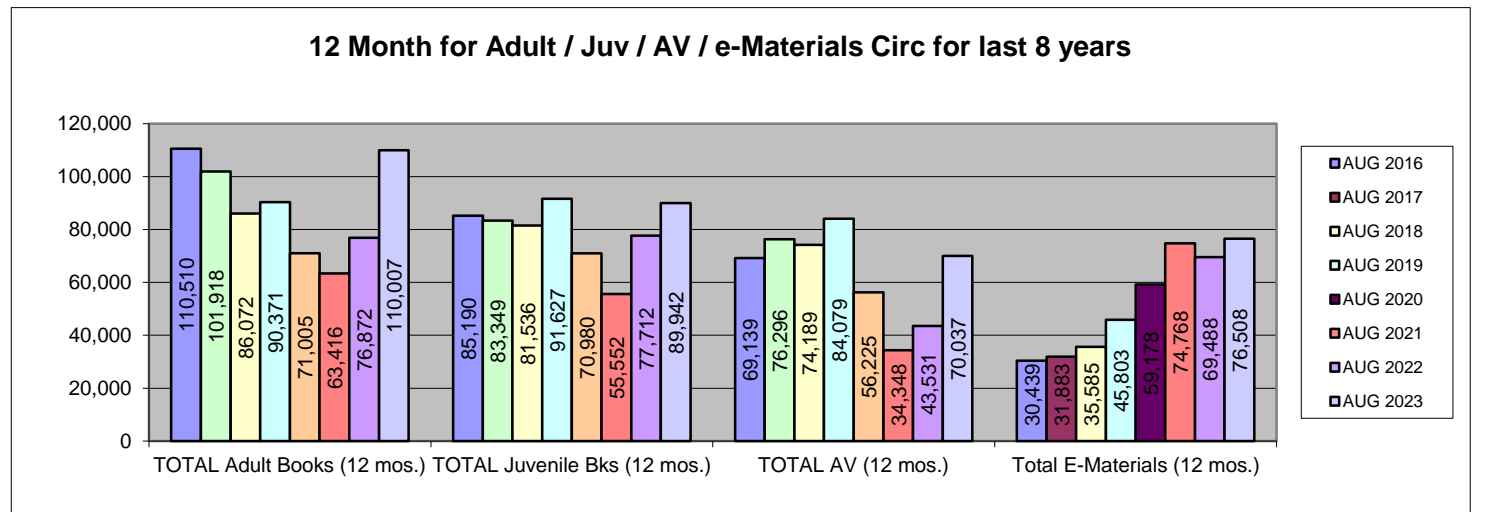
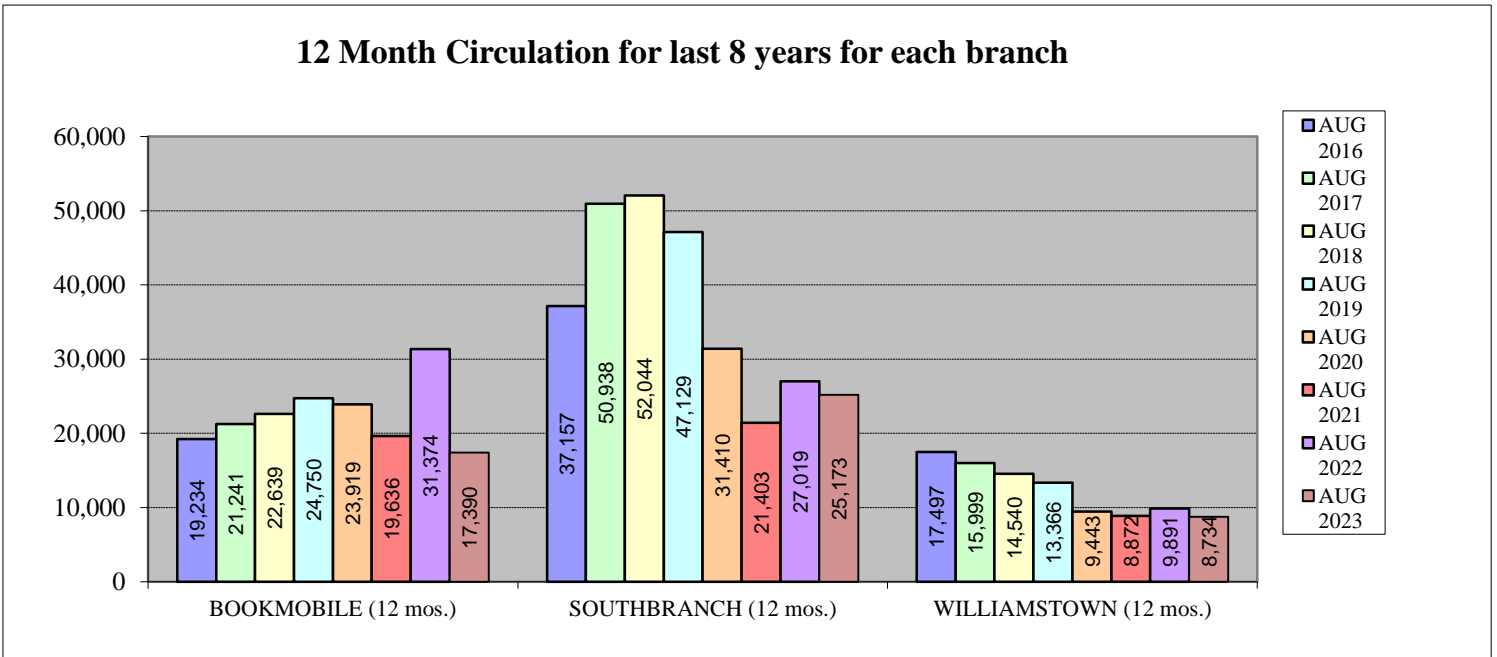
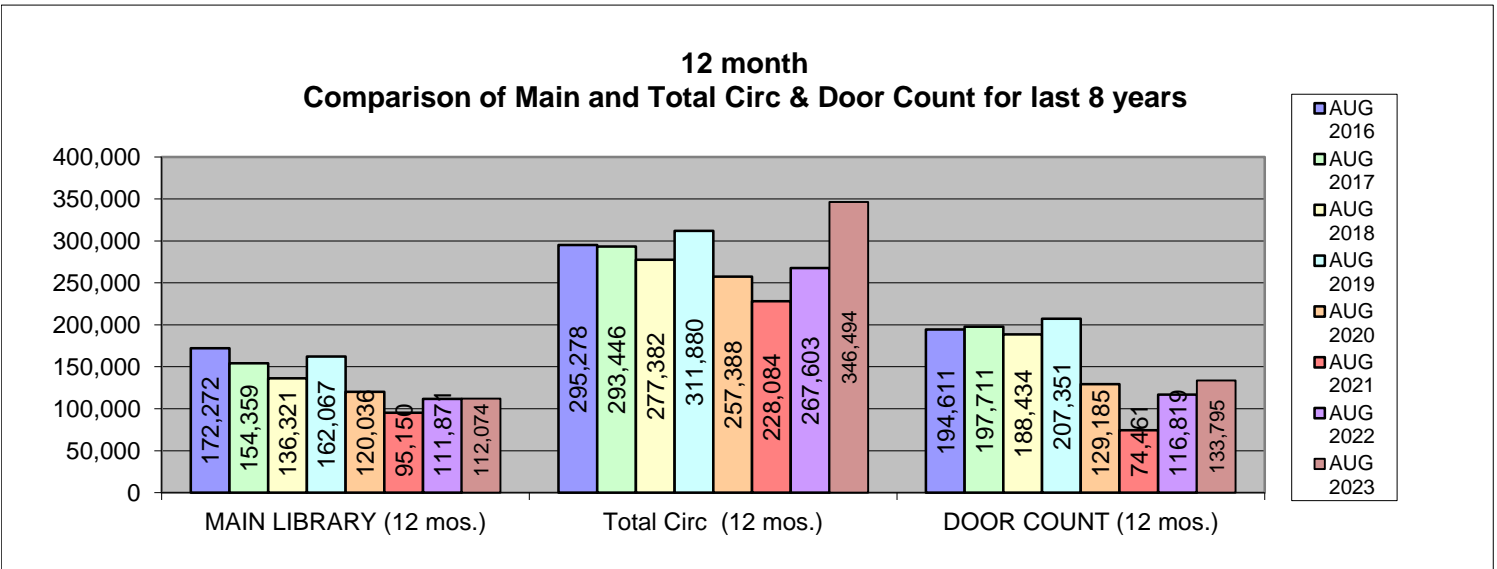


COMPARISON STATISTICS FOR LAST 8 YEARS

	AUG 2016	AUG 2017	AUG 2018	AUG 2019	AUG 2020	AUG 2021	AUG 2022	AUG 2023
Total Adult Fiction	7,069	4,980	6,616	6,101	4,749	5,083	7,486	7,974
Total Adult Non-Fiction	2,963	1,559	2,031	1,982	1,398	1,588	2,194	2,173
TOTAL Adult Books	10,032	6,539	8,647	8,083	6,147	6,671	9,680	10,147
Total Juv Fiction	5,082	3,553	4,753	4,629	3,563	4,169	5,081	5,645
Total Juv Non-Fiction	1,411	1,138	1,671	1,449	1,224	1,130	1,821	1,922
TOTAL Juvenile Bks	6,493	4,691	6,424	6,078	4,787	5,299	6,902	7,567
Videos & Dvd's	5,420	4,011	6,007	5,452	2,852	2,790	5,751	5,084
Audiobooks	1,034	677	736	618	323	293	254	40
Music	261	216	472	514	307	287	285	303
Misc. AV	20	5	9	153	131	171	225	404
TOTAL AV	6,735	4,909	7,224	6,737	3,613	3,541	6,515	5,831
e-Magazines						98	221	321
e-Books	2,122	2,202	2,404	2,579	3,395	2,836	3,682	3,348
e-Audiobooks	734	811	1,145	1,402	1,589	1,844	2,619	3,052
e-Videos				66	180	105	148	155
e-Music				46	33	28	44	66
Total E-Materials	2,856	3,013	3,549	4,093	5,197	4,911	6,714	6,942
MAIN LIBRARY	14,290	6,981	13,954	13,754	9,570	9,676	9,866	10,170
BOOKMOBILE	1,020	575	912	763	1,098	1,482	828	778
SOUTHBRANCH	4,668	5,554	4,540	3,833	2,353	2,597	2,705	2,137
WILLIAMSTOWN	1,765	1,276	1,223	1,092	783	924	768	1,096
REMOTE & OTHER LIBRARIES	1,517	1,753	1,666	1,456	743	832	8,930	9,364
TOTAL CIRC	26,116	19,152	25,844	24,991	19,744	20,422	29,811	30,487
SERVICES								
BLIND & HANDICAP CIRC.	917	947	1,127	921	0	593	1,398	1,759
DOOR COUNT	18,119	9,948	17,297	15,964	6,536	8,782	10,827	11,587

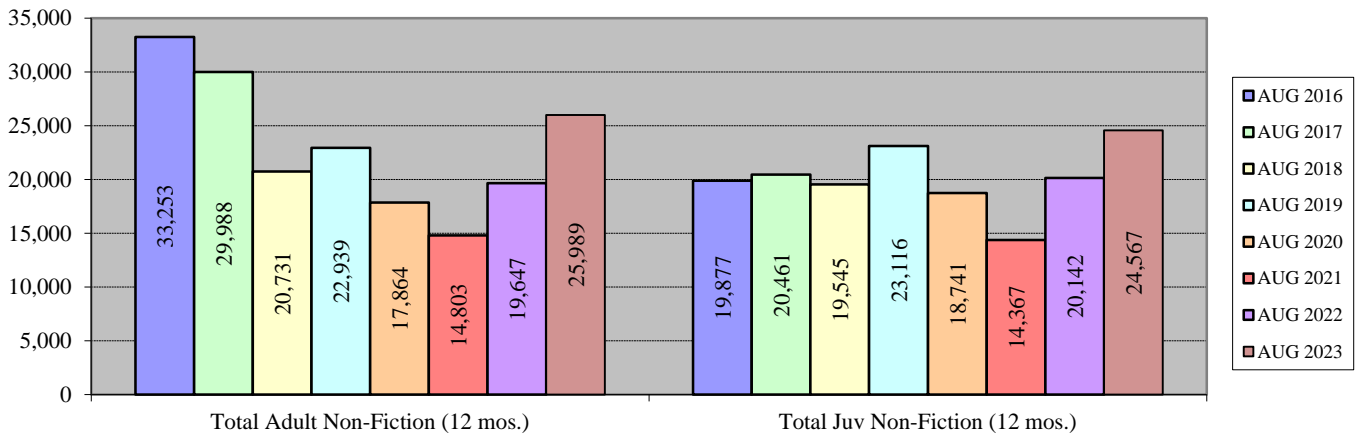
Last 12 months	AUG 2016	AUG 2017	AUG 2018	AUG 2019	AUG 2020	AUG 2021	AUG 2022	AUG 2023
Total Adult Fiction (12 mos.)	77,257	71,930	65,341	67,432	53,141	48,613	57,225	84,018
Total Adult Non-Fiction (12 mos.)	33,253	29,988	20,731	22,939	17,864	14,803	19,647	25,989
TOTAL Adult Books (12 mos.)	110,510	101,918	86,072	90,371	71,005	63,416	76,872	110,007
Total Juv Fiction (12 mos.)	65,313	62,888	61,991	68,511	52,239	41,185	57,570	65,375
Total Juv Non-Fiction (12 mos.)	19,877	20,461	19,545	23,116	18,741	14,367	20,142	24,567
TOTAL Juvenile Bks (12 mos.)	85,190	83,349	81,536	91,627	70,980	55,552	77,712	89,942
Videos & Dvd's (12 mos.)	53,591	63,087	61,973	69,328	45,454	26,874	35,781	60,571
Audiobooks (12 mos.)	12,013	9,912	8,146	7,299	5,044	3,042	2,821	2,349
Music (12 mos.)	3,425	3,218	3,883	5,783	3,827	2,855	2,539	3,122
Misc. AV (12 mos.)	110	79	187	1,669	1,900	1,577	2,390	3,995
TOTAL AV (12 mos.)	69,139	76,296	74,189	84,079	56,225	34,348	43,531	70,037
e-Magazines	0	0	0	0	0	442	2,201	2,783
e-Books	23,128	23,686	25,547	30,819	39,156	47,486	40,226	40,341
e-Audiobooks	7,311	8,197	10,038	14,737	17,747	25,117	25,296	31,072
e-Videos	0	0	0	148	1,739	1,373	1,265	1,659
e-Music	0	0	0	99	536	350	500	653
Total E-Materials (12 mos.)	30,439	31,883	35,585	45,803	59,178	74,768	69,488	76,508
MAIN LIBRARY (12 mos.)	172,272	154,359	136,321	162,067	120,036	95,150	111,871	112,074
BOOKMOBILE (12 mos.)	19,234	21,241	22,639	24,750	23,919	19,636	31,374	17,390
SOUTHBRANCH (12 mos.)	37,157	50,938	52,044	47,129	31,410	21,403	27,019	25,173
WILLIAMSTOWN (12 mos.)	17,497	15,999	14,540	13,366	9,443	8,872	9,891	8,734
REMOTE & OTHER LIBRARIES (12 mos.)	18,679	19,026	16,253	18,765	13,402	8,255	17,960	106,615
Total Circ (12 mos.)	295,278	293,446	277,382	311,880	257,388	228,084	267,603	346,494
SERVICES								
BLIND & HANDICAP CIRC.	10,335	10,743	10,378	11,093	8,314	6,559	13,254	19,218
DOOR COUNT (12 mos.)	194,611	197,711	188,434	207,351	129,185	74,461	116,819	133,795

COMPARISON STATISTICS FOR LAST 8 YEARS

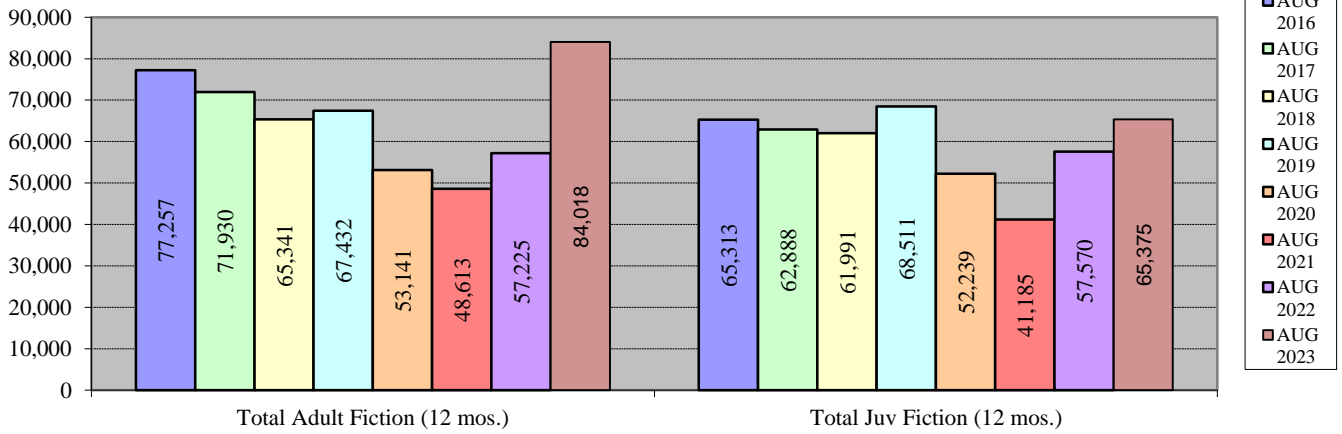


COMPARISON STATISTICS FOR LAST 8 YEARS

12 Months for Adult and Juvenile NF Books over last 8 years



12 Months for Adult and Juv Fiction Books over last 8 years



12 Months for Videos / e-Books / e-Audiobooks over last 8 years

